

Wide range of ceiling systems

## Overview

Delivering excellent uniformity and glare control with minimum energy, CityEdge combines compliance with high performance. A range of features mean that it can meet the most demanding requirements, with optional Organic Response®, Dali dimming control and integral emergency options.

## Optics

- 300mm x 1200mm\* luminaire with Quadraprism diffuser for glare control in LG7 compliant schemes
- Choice of 3000K 'warm' or 4000K 'cool' white colour temperature
- Outputs:
  - 3000 lumens (27W) 111 ll/cw
  - 4000 lumens (37W) 108 ll/cw
- Emergency Output:
  - 310 lumens

\*Nominal size

# Body

- Steel body finished white
- Slim body profile
- IP44 from front face
- RAL Colour: White RAL9010
- Suitable for use with SAS330 ceiling systems\*\*
- Alternative ceiling types including Spring Tee (SAS150 and SAS120) and T15 Lay-In available on request
- Emergency options; standard 3hr self contained or COMEPS
- Emergency variants supplied with Lithium Iron Phosphate (LiFePO4) battery technology; featuring extended design life reducing replacement frequency to lower total cost of ownership, and advancing sustainability through support for end of life recycling
- Standard luminaires supplied complete with remote driver
- Emergency luminaires supplied with integrated driver / inverter on rear
- Optional integral Organic Response® wireless sensor that communicates with its neighbouring luminaires, automatically controlling light across the area\*\*\*

\*\* Suitable to replace an SAS330 tile with gasket (1194mm x 297mm), gasket available from ceiling manufacturer

\*\*\* Every luminaire within an area that's to be controlled must have an integral Organic Response® detector. Wall plate and smart phone dongle are also available (supplied separately)

---

## Order codes

### City Edge Quadraprism

			B50			
SAS330 Ceiling (4000K)	DALI	3hr Emergency	LL/CW	L70	L80	L90
3000 lumens (27W)	CTDY34KLT	CTDY34KLTLEM	111	>100K	97K	44K
4000 lumens (37W)	CTDY44KLT	CTDY44KLTLEM	108	>100K	68K	33K

Note: Other ceiling types available on request - please contact Whitecroft Technical Department for more information

### Options

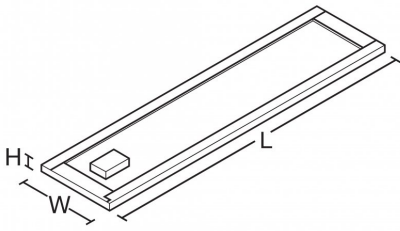
COMEPS	Add suffix EP	i.e CTDY34KLTEP
Spring Tee Ceiling	Replace LT with ST	i.e. CTDY34KST
Exposed Tee Ceiling	Replace LT with XT	i.e. CTDY34KXT

3000K colour temperature and integral Organic Response® available on request - please contact Whitecroft Technical Department for more information

## LED Performance

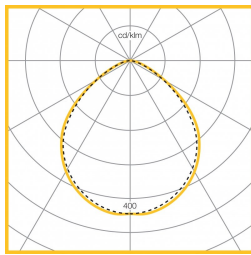
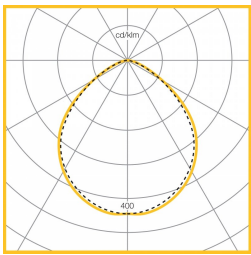
Colour Temp	RA (CRI)	Life expectancy	Colour consistency
3000k / 4000k	>80	L80 (> 60,000 hours)	MacAdam 3 SDCM

# Dimensions



VERSION	L	W	H	KG	KG(EM)
T15 Lay-In (XT)	1193	295	31	4.5	5.7
Spring T (ST)	1199	299	90	4.5	5.7
SAS 330 (LT)	1194	297	31	4.5	5.7

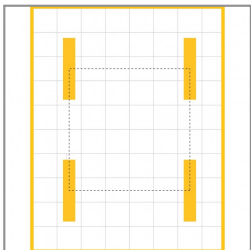
# Photometric Performance



**Quadraprism 27W**  
 LED 3000 lumens  
 LOR = 100%  
 SHR MAX = 1.58

**Quadraprism 37W**  
 LED 4000 lumens  
 LOR = 100%  
 SHR MAX = 1.58

# Performance Guide



Lamps	37W, 4000 lumens
Illuminance	506 lux
Spacing	3.0m x 3.0m
Maintenance	0.8
Reflectance	70/50/20
Ceiling Height	2.7
Working plane	0.75

## To Specify

Recessed linear tile replacement 1200mm x 300mm LED panel luminaire with slim line steel body and Quadraprism optic for use in LG7 and EN12464-1 compliant schemes - as Whitecroft Lighting CITYEDGE.

---