


Cityline Tunable White



Recessed tile replacement linear tunable white luminaire



2700K - 6500K

Optics

- Hexaprism optic for optimum uniformity and glare control
- Light Output:
 - Tunable Elite: 3500 lumens (36W)*
- All outputs are less than 3000 cd/m² at 65° elevation
- Tunable white LED light engine that ranges from 2700K to 6500K

Body

- Fabricated steel body with extruded aluminium frame finished white
- Suitable for tile replacement in SAS 330 ceilings

* Output and wattage based on 6500K colour temperature. These figures will vary between 1-5% depending on colour temperature used

Order codes

Tunable Elite

		LL/CW	L80
3500lm (36W)	CLFTE3/SRF1	106	50k

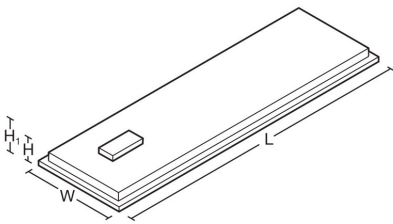
Options

* NB: Other control components are required for the tunable system to function. Please search for Tunable White Controls on Whitecroft website

LED Performance

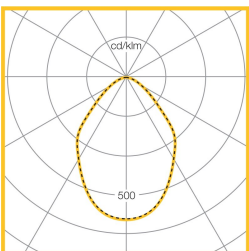
Colour Temp	RA (CRI)	Colour consistency
2700K	>80	MacAdam 3 SDCM
4000K	>80	MacAdam 3 SDCM
6500K	>80	MacAdam 3 SDCM

Dimensions



L	W	H	H1	KG
1194	297	60	88	5.1

Photometric Performance



34W LED Full
Hexaprism
Tunable Freedom
6500K 3200
Lumen
LOR = 100.0%
SHR MAX = 1.36

To Specify

Recessed linear tile replacement 1200x300mm tunable white LED luminaire with optional air return facility. Full Hexaprism for optimum uniformity. Tunable white LEDs to adjust the colour temperature between 2700K and 6500K – as Whitecroft Lighting CITYLINE TUNABLE WHITE.
