

Echo 280 LED

Architectural low bay luminaire



Clear Prismatic Refractor



Opal Prismatic Refractor



Ceiling Suspension Kit



Spun Aluminium Reflector

Optics

- Outputs (clear refractor)
 - 1500 lumens, 14W
 - 3800 lumens, 37W
 - 6000 lumens, 50W
- Emergency Output (BLF):
 - H154 - Not Available
 - H404 - 400 Lumens
 - H606 - 616 Lumens
- Clear, opal and metalised prismatic refractor or metal reflector options
- 'Cool' white 4000K colour temperature

Body

- Aluminium spun housing integrating an extruded aluminium heat sink
- Simple screw removal allows access to the gear housing for efficient installation and maintenance
- Body supplied complete with an adjustable twin wire suspension kit (up to 3m drop)
- 3 point key holes allow for rapid onsite assembly of the body and reflector / refractor
- Body and reflector / refractor to be ordered separately
- Body finished in grey
- DALI and emergency luminaires supplied with ceiling suspension kit as standard (can be ordered separately for non emergency or fixed output luminaires)
- Emergency variants supplied with Lithium Iron Phosphate (LiFePO4) battery technology; featuring extended design life reducing replacement frequency to lower total cost of ownership, and advancing sustainability through support for end of life recycling

Order codes

1500 Lumen

				B50	
1500 Lumen	Fixed Output	LL/CW	L70	L80	
1500 lumens (14W)	EC280-H154KG	107	>60K	>60K	

3800 Lumen

					B50
3800 Lumen	Fixed Output	3hr Emergency	LL/CW	L70	L80
3800 lumens (37W)	EC280-H404KG	EC280-H404KGLEM	101	>60K	>60K

6000 Lumen

					B50
6000 Lumen	Fixed Output	3hr Emergency	LL/CW	L70	L80
6000 lumens (50W)	EC280-H604KG	EC280-H604KGLEM	119	>60K	57K

Accessories

Ceiling Rose Kit*	EC70CEILKIT
Clear Prismatic Refractor	EC30
Metal Aluminium Reflector	EC30REFLC
Opal Prismatic Reflector	EC30PAL

Options

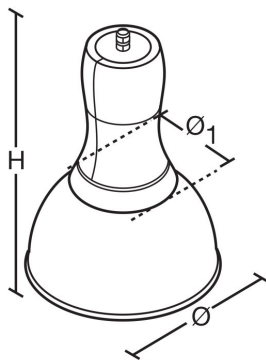
COMEPS	Replace EM with /EP	i.e EC280-H404KG/EP
DALI DIMMING*	Replace H with Y	i.e EC280-Y154KG

* The ceiling rose is supplied as standard with EM or DALI luminaires, and with all variants of the 6,000 lumen solution.

LED Performance

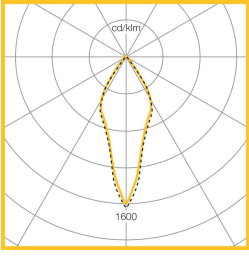
Colour Temp	RA (CRI)	Colour consistency
37W	>80	MacAdam 3 SDCM

Dimensions



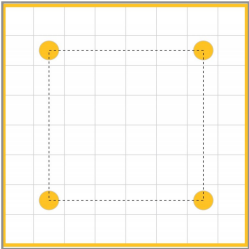
VERSION	L	W	H	KG	Ø
Luminaire			443	5.8	315
Ceiling Rose	300	142	138	1	

Photometric Performance



37W LED With
Clear Refractor
4000K 3800
Lumen
LOR = 100.0%

Performance Guide



Lamps	37W LED
Illuminance	343 lux
Spacing	3.0m x 3.0m
Maintenance	0.8
Reflectance	70/50/20
Ceiling Height	6.0m
Working plane	0.0m

To Specify

Suspended architectural LED low bay luminaire utilising high quality single bin LEDs. Aluminium spun housing integrating an extruded aluminium heat sink with clear / opal or aluminium reflector - as Whitecroft Lighting ECHO 280 LED

Application images

