


Horizon 360




Portal

Two solutions, multiple applications

Horizon 360 and Portal are two new bulkhead luminaires sharing a host of features. Each luminaire has a unique aesthetic appeal, one designed to complement any interior, the other to make a bold architectural statement. Both share a wealth of design features and provide an energy efficient, flexible lighting solution.

Horizon 360

Bringing a flawless, clean design to any application.



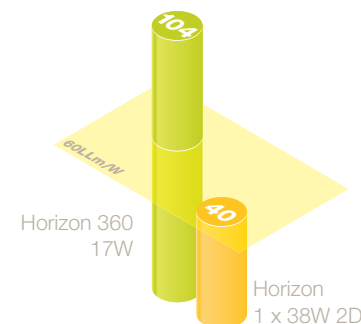
Portal

Dual optic and angular design makes a striking statement wherever it is used.



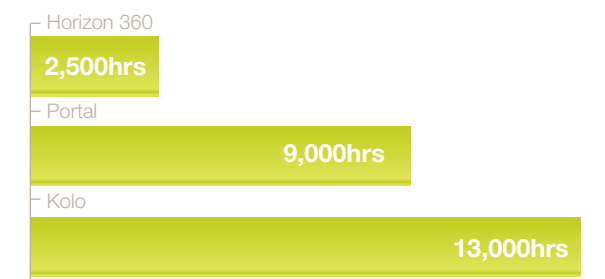
Lowering energy consumption

Both Horizon 360 and Portal use the latest high efficiency LED light engine delivering over 100 Luminaire Lumens per Circuit Watt; more than double most compact fluorescent counterparts. This step change in efficiency allows compliance with today's UK Building Regulations, and future-proofs your project against tomorrow's demands.



Reducing the installed cost

By utilising the latest LED technology, Horizon 360 and Portal are not only able to reduce energy costs, but also reduce the install cost, making them cheaper than most LED bulkhead luminaires. This means that payback can be achieved in as little as 2,500 hours.



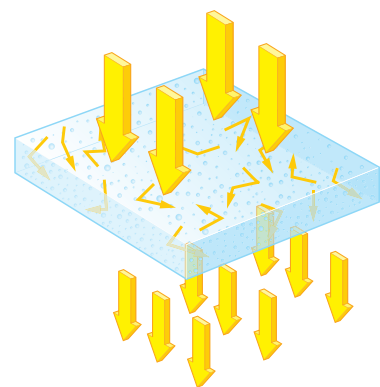
Based on typical cost difference between Horizon 1 x 38W 2D

Maximising uniformity


The gentle arcing dome of Horizon 360 is designed to maximise uniformity, while reducing glare from any angle of view. Whether ceiling or wall mounted, Horizon 360 will provide even and comfortable illumination in any application. This design also allows a smaller but highly efficient light engine to be used, resulting in a lower cost, higher efficiency lighting solution.

Efficient optical performance

Horizon 360 employs the same micro polymer optic used in our highest quality office luminaires, ensuring maximum light transmission. This means that fewer installed points are required to achieve the required level of illumination, making Horizon 360 the most efficient choice for bulkhead lighting solutions.



Micro polymer optic




Class leading design

When lighting must make a statement, Portal will deliver. The geometric profile and dual optic ensures that Portal does more than simply illuminate, it enhances any architectural environment.


Controlling contrast

Portal's dual optic is more than just a design feature. With a contrast ratio of 3:1 between the inner and outer segments, an intermediate brightness zone is created, reducing glare and adding visual interest.



Increased perimeter illumination

The geometric design of Portal allows it to deliver more light to room surfaces. This increased perimeter illumination further reduces contrast across the ceiling or wall plane, resulting in a more comfortable and visually appealing lit environment.



Horizon 360 and Portal share the same innovative and feature-rich body, designed to maximise efficiency and minimise installation time.

Integral detector

An optional Command 5 microwave detector can be integrated into the body, providing a wide range of lighting control options. Presence detection can be configured for either on/off or set-back.

Compartmentalised body

The body features three separate compartments; one for the LED driver and lighting controls, one for emergency components and the central compartment for installation and wiring. This segregation ensures thermal optimisation, resulting in increased lighting efficiency as well as simple installation and maintenance.

IP44 as standard


The body features an in-built channel around its circumference, which ensures that water is moved around the body and away from any ingress point. Diffusers are held in place by a secure 6 point fixing, ensuring a stable and even fit.



Integrated water run-off channel

Emergency options

An integral self contained emergency version is available, or if greater control is required, the luminaire can be used in conjunction with our DALI based COMEPS automatic testing and reporting system.



Highly efficient light engine

Both luminaires feature a highly efficient compact light engine. This design has up to 70 LEDs on the board, allowing them to be run at lower power. The result is a higher light output, lower energy consumption and a longer lifespan.

Choice of colour temperature and light output


The light engine is available in two colour temperatures. A 'cool' 4000K or a 'warm' 3000K. With light outputs from 1300 to 2300 lumens, a version is available to suit any application.

Installation made simple

The body offers a number of features designed to aid installation. The light engine is hinged, allowing easy access to mounting points. Both BESA and quad mounting points are included as standard, as well as knock-out conduit entry points. The central compartment facilitates through wiring, whilst great care has been given to cable management within the body of the luminaire. The diameter makes both solutions perfect for retrofit applications.



Conduit entry



Through-wiring



Hinged light engine

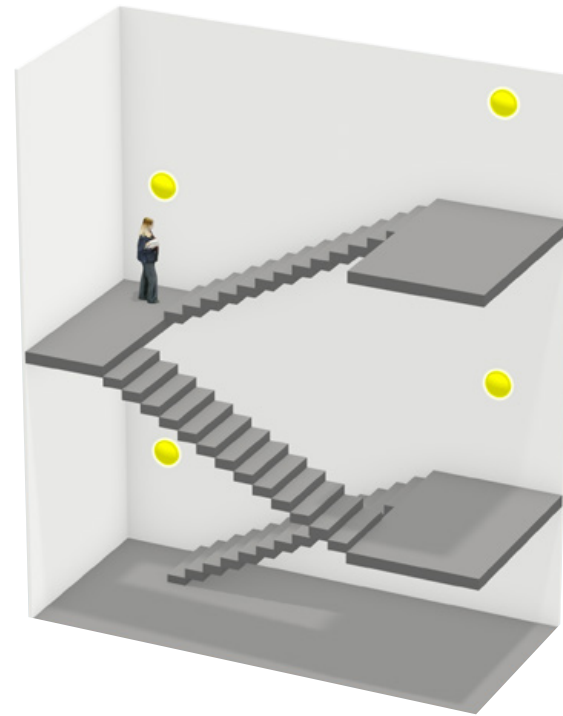
Horizon 360

Portal

Stairwell

Transit spaces such as stairwells are typically lit for the whole period of building occupancy, but in use for only a fraction of this time. The optional Command 5 presence detector within Horizon 360 or Portal has a unique set-back facility, which can be programmed to dim the luminaire to a pre-determined percentage of its full output when no users are present in the space. This brings the energy saving benefits of lighting controls without compromising user comfort and safety.

Luminaire	Target Lux	Actual Lux	w/m ²	w/m ² /100 lux
Horizon 1 x 55W 2D	150	143	20.3	14.2
Horizon 360, 2300lm, 24W	150	173	8.4	4.9



Student accomodation

Horizon 360 provides the ideal solution for lighting student accommodation. A combination of wall and ceiling mounted luminaires creates an even level of illumination and reduces specular reflection on computer screens. The LED light engine gives 50,000 hours of maintenance free use and the robust construction will provide longevity. Energy usage is less than half the equivalent fluorescent scheme, providing long lasting cost benefits.

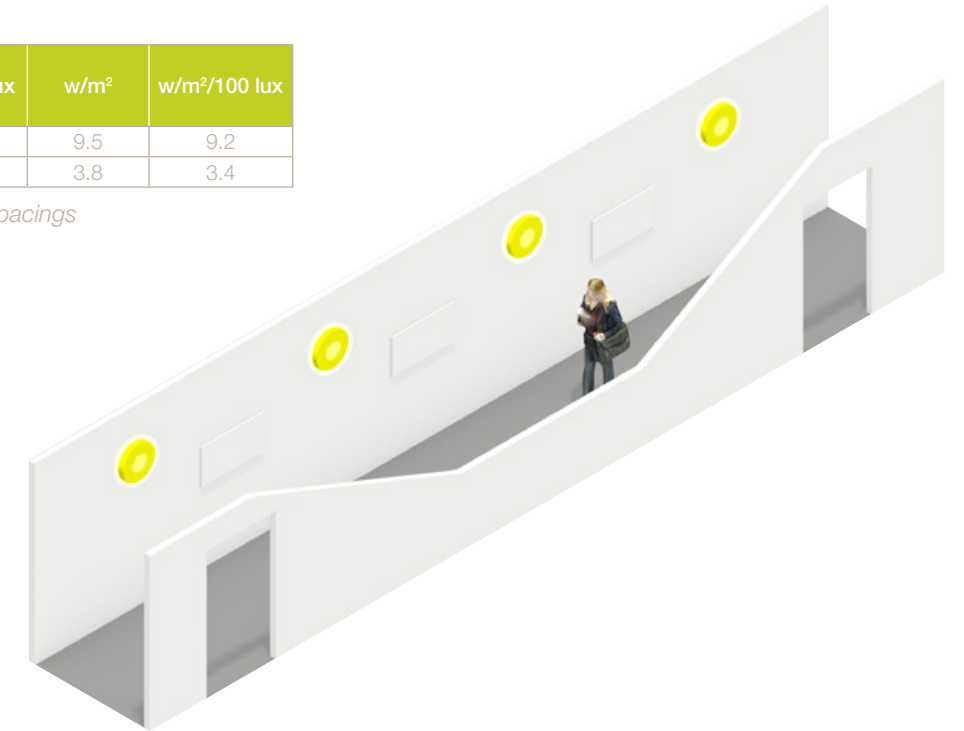
Luminaire	Target Lux	Actual Lux	w/m ²	w/m ² /100 lux
Horizon 1 x 38W 2D	100	114	5.0	4.4
Horizon 360, 1700lm, 17W	100	128	2.2	1.7

Corridor

In a typical corridor application, Portal uses only half the power of the equivalent fluorescent luminaire. As a direct replacement, this will yield an energy saving of over 50%. As an alternative, the higher power versions can be used to reduce the installed points and associated installation costs, whilst still delivering a similar energy reduction.

Luminaire	Target Lux	Actual Lux	w/m ²	w/m ² /100 lux
Horizon 1 x 38W 2D	100	103	9.5	9.2
Portal 1600lm, 15W	100	110	3.8	3.4

Based on a 1.8m wide corridor and 2.4m spacings



Care home

The higher levels of illumination as set out in LG9 for this type of application are easily met by using Portal. It's unique design creates a bright, even level of illumination and the edge lighting adds visual interest and glare control to the space, creating a non-institutional feel. As these areas are typically lit to higher levels than other residential spaces, the energy savings are dramatic, with the LED solution using only around a third of the energy when compared to a fluorescent solution.

Luminaire	Target Lux	Actual Lux	w/m ²	w/m ² /100 lux
Horizon 1 x 38W 2D	200	168	11.2	6.7
Portal 2300lm, 22W	200	202	4.2	2.1

Lighting, design, controls:
Total Project Solutions

Rep. Ireland Office

Fagerhult Lighting Ltd
F1 Calmount Park
Ballymount, Dublin 12
Ireland

T +353 (0)1 426 0200
F +353 (0)1 429 9606
info@fagerhult.ie
www.fagerhult.ie

Middle East Office

Fagerhult Lighting Middle East
P.O. Box 126287
Dubai
United Arab Emirates

T +971 (0)4 3297120
F +971 (0)4 3297130
info@fagerhult.ae
www.fagerhult.ae

UK Head Office

Whitecroft Lighting Ltd
Burlington Street
Ashton-Under-Lyne
Lancashire OL7 0AX

T +44 (0)161 330 6811
F +44 (0)161 331 5855
email@whitecroftright.com

London Customer Centre

Whitecroft Lighting Ltd
102-108 Clerkenwell Road
London
EC1M 5SA

T +44 (0)161 330 6811
F +44 (0)161 331 5855

Online

whitecroftlighting.com

