

Kolo Surface

High efficiency surface mounted bulkhead



Without Trim Ring

Overview

Kolo brings style and efficiency to any application. With a host of optional attachments to add visual interest, Kolo is the optimum lighting solution.

Optics

- Nominal light output options:
 - 300mm \varnothing
 - 800 lumen, 6W
 - 1100 lumen, 9W
 - 400mm \varnothing
 - 1700 lumen, 14W
 - 2300 lumen, 19W
 - 2700 lumen, 21W
 - 3500 lumen, 28W
- Emergency Output (BLF):
 - 300mm - 240 Lumens
 - 400mm - 400 Lumens
- White or blue LED feature halo ring options (400mm diameter only, trim ring supplied)
 - White halo ring - add HA after K4
 - Blue halo ring - add HB after K4
- Polycarbonate opal diffuser, Tp(a) rated
- Available with 3000K and 4000K LED

Body

- Surface mounted
- 300mm or 400mm diameter in cast aluminium with injection moulded base
- Finished in silver or white
- RAL Colour: Silver no RAL. White RAL9003.
- IP44
- Choice of integrated emergency options:
 - 3 hour emergency
 - COMECS
- Also available with 'EW' Routefinder Wireless for addressable emergency testing without the need for a 2 core communication cable
- Emergency variants supplied with Lithium Iron Phosphate (LiFePO4) batteries
- Optional Command 5 microwave detector mounted behind the diffuser available that can be set to one of two configurations;
 - Microwave presence detection with ON/OFF operation
 - Microwave presence detection with High/Low/Off set-back functionality. Can be set to switch from 100% down to setback position of 50%, 30%, 20%, 10% or OFF
- Optional trim ring available for an alternative aesthetic finish (supplied separately)
- Product also available in suspended and IP65, see Kolo suspended and Kolo IP65
- Can be used with MSU Kit for Mental Health - Medium Secure Unit & Anti-Ligature applications

Order codes

IP44 300mm Silver (4000K)

				B50		
IP44 300mm Silver	Fixed Output	3hr Emergency	LL/CW	L70	L80	L90
806 lumen (6.3W)	K4H364KS	K4H364KSEM	128	>100k	>100k	>100k
1136 lumen (8.8W)	K4H3124KS	K4H3124KSEM	129	>100k	>100k	>100k

IP44 400mm Silver (4000K)

				B50		
IP44 400mm Silver	Fixed Output	3hr Emergency	LL/CW	L70	L80	L90
1755 lumens (13.7W)	K4H4154KS	K4H4154KSEM	128	>100k	>100k	100k
2359 lumens (18.5W)	K4H4204KS	K4H4204KSEM	128	>100k	>100k	95k
2790 lumens (21.3W)	K4H4274KS	K4H4274KSEM	131	>100k	>100k	87k
3549 lumens (27.7W)	K4H4354KS	K4H4354KSEM	128	>100k	>100k	75k

Accessories

Trim Ring 300mm Silver	KLTR300S
Trim Ring 400mm Silver	KLTR400S

Options

COMEPS	Add suffix /EP	i.e K4H4154KS/EP
COMMAND 5 WITH SET BACK**	Replace H with Q5	i.e K4Q54154KS
DALI DIMMING	Replace H with Y	i.e K4Y4154KS
LED HALO RING BLUE*	Add HB after K4	i.e K4HBH4154KS
LED HALO RING WHITE*	Add HA after K4	i.e K4HAH4154KS
WHITE FINISH	Replace S with W	i.e K4H4154KW
3000K LED	Replace '4K' with '3K'	i.e K4H4153KS

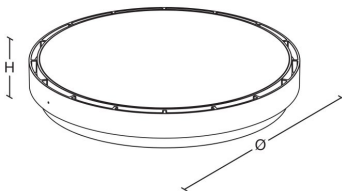
* Only available with 400mm product. Trim rings supplied as standard with halo variants

** Command 5 not available in 300mm emergency or DALI or recessed products

LED Performance

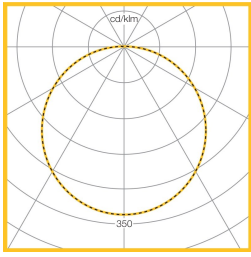
Colour Temp	RA (CRI)	Colour consistency
4000K	>80	MacAdam 3 SDCM

Dimensions

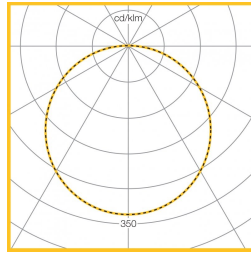


VERSION	H	KG	KG(EM)	Ø	CAØ
300mm recessed	95	2	2.5	320	310
400mm recessed	95	3.4	3.8	420	410
300mm surface	95	2	2.5	300	
400mm surface	95	3.4	3.8	400	

Photometric Performance

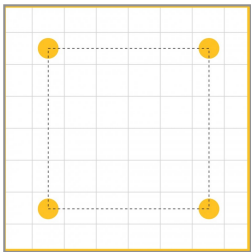


300mm ø 6.3W
806 Lumens
LOR = 100.0%
SHR MAX = 1.64

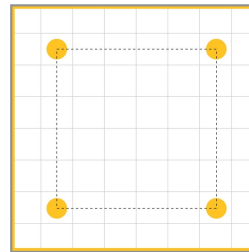


400mm ø 13.7W
1755 Lumens
LOR = 100.0%
SHR MAX = 1.64

Performance Guide



Lamps	19W LED
Illuminance	200 lux
Spacing	3.0m x 3.0m
Maintenance	0.8
Reflectance	70/50/20
Ceiling Height	2.7m
Working plane	0.8m



Lamps	28W LED
Illuminance	246 lux
Spacing	3.0m x 3.0m
Maintenance	0.8
Reflectance	70/50/20
Ceiling Height	2.7m
Working plane	0.8m

To Specify

Surface mounted circular IP44 LED bulkhead luminaire in 300 or 400mm diameter. Polycarbonate opal diffuser. Optional integrated microwave presence detector with ON/OFF - as Whitecroft Lighting KOLO SURFACE