

Mirage 3 SQ165



Architectural downlighter ideal for creating both ambient and feature lighting.



Overview

The Mirage 3 SQ165 series features a range of outputs, choice of four reflector finishes and a two distribution patterns offering a flexible solution to suit a multitude of applications.

Optics

- Light outputs ranging from 512 lumens to 4086 lumens
- Efficacies up to 126.9 ll/cw
- Available in four reflector finishes:
 - Black
 - White
 - Semi-Specular
 - Specular
- Available with colour temperature of 3000K and 4000K
- Ra80 and Ra90 colour rendering as standard
- Medium and wide beam distributions ideal for general area lighting

Lifetime Data

Version	L70B50	L80B50	L90B50
8.4W	>100K	>100K	65K
16.6W	>100K	>100K	65K
26.5W	>100K	>100K	65K
35W	>100K	86K	41K

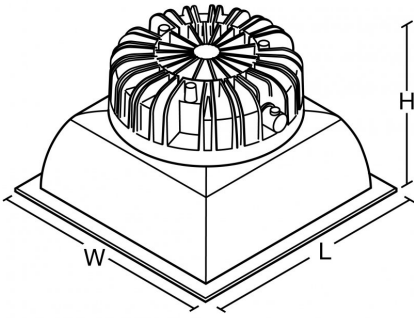
Emergency Outputs

Version	Medium Beam	Wide Beam
8.4W	41%	41%
16,6W	20%	20%
26.5W	12%	12%
35W	9%	9%

Body

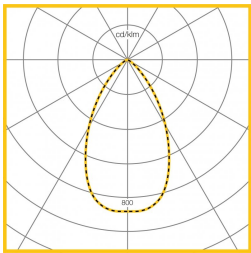
- Precision injection moulded reflectors available in black, white, semi-specular and specular
 - Slim 11mm bezel finished in:
 - Black, closest RAL colour 9005
 - White, closest RAL colour 9003
 - Graphite embedded heatsink
 - Rapid installation guaranteed with simple spring assembly
 - Luminaire supplied complete with driver
 - Suitable for ceilings 1-50mm thick
 - Integral emergency options; 3hr and COMECS
 - Also available with 'EW' Rofefinder Wireless for addressable emergency testing without the need for a 2 core communication cable
 - Emergency variants supplied with Lithium Iron Phosphate (LiFePO4) battery technology; featuring extended design life reducing replacement frequency to lower total cost of ownership, and advancing sustainability through support for end of life recycling
-

Dimensions

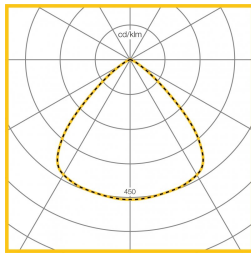


VERSION	L	W	H	KG	KG(EM)	Cut Aperture
SQ165	173	173	108	1.0	2.0	165

Photometric Performance



Medium beam,
semi specular
LOR = 100%
SHR MAX = 1.13



Wide beam, semi
specular
LOR = 100%
SHR MAX = 1.69

To Specify

Recessed downlighter with a common appearance across the product family. Narrow 11mm width bezel and shallow depth body. Graphite heat sink for optimum thermal management and superior optics designed for maximum visual comfort. Simple spring ceiling retention method to suit ceiling thicknesses between 1-50mm. Supplied with connected remote driver. Large square version, 165mm square cut out, 173mm over bezel - as Whitecroft MIRAGE 3 SQ165