

Mirage LED Surface

Surface or suspended feature-rich circular downlight



Mirage LED Surface - Black



Mirage LED Surface
(270mm Body Depth)



Mirage LED Surface - Silver



Quick and easy installation

Overview

An elegant circular surface mounted or suspended downlight with a spun aluminium body, semi specular reflector and integral driver.

Optics

- Semi Specular Reflector
- Light Output Options *
 - 1100 lumens (10W)
 - 2000 lumens (18W)
 - 3000 lumens (25W)
- Emergency Output *
 - 350 lumens
- Choice of 3000K 'warm' or 4000K 'cool' white colour temperature

* Outputs are based on 4000K colour temperature

Body

- Spun aluminium body in two different heights
 - 200 mm **
 - 270 mm
- Choice of body colours
 - White (RAL 9003)
 - Silver (RAL 9006)
 - Black (RAL 9005)
- Overall diameter 178mm
- Surface mounted or suspended using additional kit
- 2 suspension kit options - wire suspended or solid mount for trunking, drop rod or conduit
- Integral Fixed Output or DALI driver
- 3hr Emergency or COMECS emergency options (COMECS can be Easytest if required)
- Emergency variants supplied with a NiCd battery
- Quick and easy installation, simply secure the holding bracket and slide the gear tray and outer body into place
- Holding bracket allows for Screw or BESA mounting
- Optional anti-glare control ring to reduce glare (accessory supplied separately)
- IP20

** Not available with emergency, for emergency option use 270mm body

Order codes

Mirage LED Surface (200mm)

				B50		
4000K White	Fixed Output	3hr Emergency	LL/CW	L70	L80	L90
1100 lumens (10W)	MBSH14K20W	Not available	105	>60k	60k	22k
2000 lumens (18W)	MBSH24K20W	Not available	105	>60k	60k	22k
3000 lumens (25W)	MBSH34K20W	Not available	107	>60k	60k	22k

Mirage LED Surface (270mm)

				B50		
4000K White	Fixed Output	3hr Emergency	LL/CW	L70	L80	L90
1100 lumens (10W)	MBSH14K27W	MBSH14K27WEM	105	>60k	60k	22k
2000 lumens (18W)	MBSH24K27W	MBSH24K27WEM	105	>60k	60k	22k
3000 lumens (25W)	MBSH34K27W	MBSH34K27WEM	107	>60k	60k	22k

Options

DALI	Replace H with Y	MBSY14K27W
COMECS	Add suffix EP	MBSH14K27WEP
SILVER	Replace W with S	MBSY14K27S
BLACK	Replace W with B	MBSY14K27B
3000K	Replace 4K with 3K	MBSH13K27W

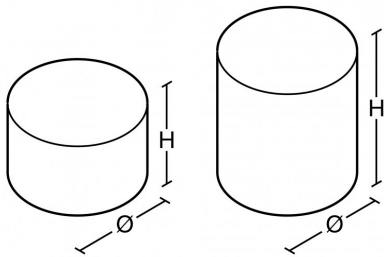
Accessories/Attachments

Description	Order Code
Anti-glare control insert	MLA-AGC
Suspension kit with 5m wire drop	MBSUSKITW5M
Mounting plate kit for trunking, conduit or drop rod	MBSUSKITWSOLID

LED Performance

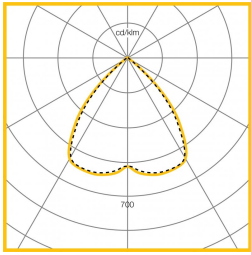
Colour Temp	RA (CRI)	Colour consistency
3000K / 4000K	>80	MacAdam 3 SDCM

Dimensions

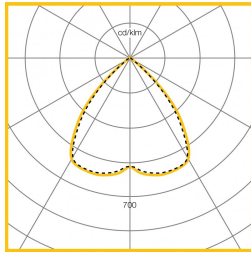


VERSION	Ø	H	KG	KG(EM)
200mm Body	178	201	1.4	Not available
270mm Body	178	278	1.8	2.2

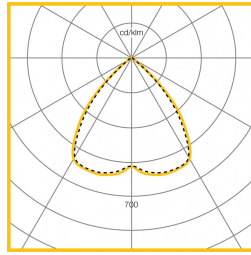
Photometric Performance



10W LED 4000K
1057 Lumens
LOR = 100
SHR MAX = 1.62

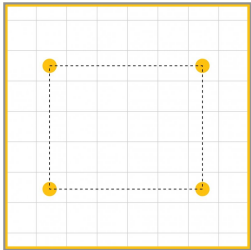


18W LED 4000K
1901 Lumens
LOR = 100
SHR MAX = 1.62



25W LED 4000K
2686 Lumens
LOR = 100
SHR MAX = 1.62

Performance Guide



Lamps	18W
Illuminance	218 lux
Spacing	3.0m x 2.4m
Maintenance	0.8
Reflectance	70/50/20
Working plane	0

To Specify

Elegant circular surface mounted or suspended downlight with a spun aluminium body, specular reflector and integral driver. Clean aesthetic with no visible body fixings, simple slide and click installation and a choice of 200mm or 270mm body height - as Whitecroft Lighting MIRAGE LED SURFACE.