


Starline Fixed IP40 Recessed



Recessed IP40 LED luminaire for continuous or individual mounting

IP40



Installed Appearance

Optics

- Medium output version 1120 - 1180 lumens / 15.2W per metre

Body

- IP40 rated protection
- Extruded aluminium body
- White painted finish
- Opal diffuser for 'dot-free' appearance
- Ambient operating temperature range from -25°C to +40°C
- Fitted end caps, can be removed for continuous rows (7mm per end cap)
- Maximum connected row length 5m
- Can be wired in parallel for longer runs
- Supplied with pre-wired 2m lead with open end for connection to driver
- Remote drivers ordered separately to suit luminaire length, fixed output or Dali dimming

Order codes

Opal Diffuser, 4000K

Opal Diffuser, 4000K	Fixed Output	LL/CW	L70
370mm* long, 425 lumens, 5.5W	SR40W14KW	77	50k
650mm* long, 755 lumens, 9.8W	SR40W24KW	77	50k
1280mm* long, 1499 lumens, 19.3W	SR40W34KW	78	50k
1910mm* long, 2242 lumens, 28.9W	SR40W44KW	78	50k

*overall length includes 2 x 7mm end caps

IP20 Driver

IP20 Driver	
Fixed Output 20W	CNSLD20
Fixed Output 100W	CNSLD100
Fixed Output 250W	CNSLD250-IP20
Dali Dimming 80W	CSFDY80
Dali Dimming 150W	CSFDY150

Note: Driver CSFDY80 may require up to 4 DALI addresses

Options

3000K LED	Replace 4K with 3K	i.e SR40W13KW
-----------	--------------------	---------------

Maximum number of luminaires per driver

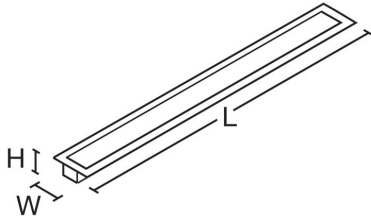
Driver Type	Code	360mm long 5.5W	640mm long 9.8W	1270mm long 19.3W	1900mm long 28.9W
Fixed output 20W	CNSLD20	3	2	1	
Fixed output 100W	CNSLD100	14	8	4	2
Fixed output 250W	CNSLD250-IP20	36	20	10	6
Dali dimming 80W	CSFDY80	11	6	3	2
Dali dimming 150W	CSFDY150	22	12	6	4

Note: Multiple rows of luminaires should be wired in parallel, not in series
Maximum connected row length 5m

LED Performance

Colour Temp	RA (CRI)	Colour consistency
3000K	>80	MacAdam 3 SDCM
4000K	>80	MacAdam 3 SDCM

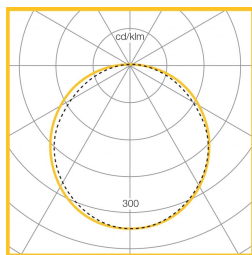
Dimensions



VERSION	L	W	H	KG	Cut Aperture
5.5W Body	370	32	25	0.9	360 x 25
9.5W Body	650	32	25	1.5	640 x 25
19.3W Body	1280	32	25	3.0	1270 x 25
28.9W Body	1910	32	25	4.5	1900 x 25

DRIVER	L	W	H
CNSLD20	109	50	35
CNSLD100	374	30	19
CNSLD250-IP20	374	30	19
CSFDY80	346	32	22
CSFDY150	325	43	31

Photometric Performance



Opal Diffuser
2242 Lumens
28.9W 4000K
LOR = 100%

To Specify

Recessed IP40 extruded aluminium luminaire suitable for individual or continuous mounting. With factory fitted LED tape, 3000K or 4000K LEDs – as Whitecroft Lighting STARLINE FIXED IP40 RECESSED
