


Starline Fixed IP40 Surface

Whitecroft
lighting


Surface mounted IP40 LED luminaire for continuous or individual mounting



Opal Diffuser



SCON1



SCON2

Optics

- Medium output version 1100 - 1730 lumens / 15.2W per metre
- 50,000 hours to 70% output

Body

- IP40 rated protection
- Extruded aluminium body
- Natural silver aluminium finish
- Ambient operating temperature range from -25°C to +40°C
- Opal diffuser for 'dot-free' appearance or clear diffuser for higher efficiency
- Fitted end caps
- Pre-wired leads with male/female connectors for continuous mounting
- Maximum connected row length 5m
- Can be wired in parallel for longer runs
- Start and end of run connectors to be specified separately
- Starter connector with fitted 2m lead and free end to driver
- Remote drivers ordered separately to suit luminaire length, fixed output or Dali dimming

Order codes

Clear Diffuser, 4000K

Clear Diffuser, 4000K	Fixed Output	LL/CW	L70
355mm long, 614 lumen, 5.4W	S40W14KC	114	50k
635mm long, 1099 lumen, 9.7W	S40W24KC	113	50k
1265mm long, 2188 lumen, 19.2W	S40W34KC	114	50k
1895mm long, 3278 lumen, 28.8W	S40W44KC	114	50k

Opal Diffuser, 4000K

Opal Diffuser, 4000K	Fixed Output	LL/CW	L70
355mm long, 408 lumen, 5.4W	S40W14KO	76	50k
635mm long, 730 lumen, 9.7W	S40W24KO	75	50k
1265mm long, 1455 lumen, 19.2W	S40W34KO	76	50k
1895mm long, 2179 lumen, 28.8W	S40W44KO	76	50k

IP20 Driver

IP20 Driver	
Fixed Output 20W	CNSLD20
Fixed Output 100W	CNSLD100
Fixed Output 250W	CNSLD250-IP20
Dali Dimming 80W	CSFDY80
Dali Dimming 150W	CSFDY150

Note: Driver CSFDY80 may require up to 4 DALI addresses

Options

3000K LED	Replace 4K with 3K	i.e S40W13KC
-----------	--------------------	--------------

Accessories

CONNECTOR FROM BODY TO DRIVER WITH 2M LEAD	SCON1
CONNECTOR BETWEEN LUMINAIRES WITH 2M LEAD	SCON2
SINGLE END OF RUN BLANKING CAP (10 PACK)	SCON3

Maximum number of luminaires per driver

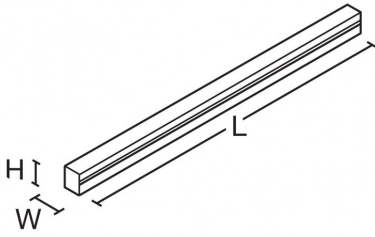
Driver Type	Code	355mm long 5.4W	635mm long 9.7W	1265mm long 19.2W	1895mm long 28.8W
Fixed output 20W	CNSLD20	3	2	1	
Fixed output 100W	CNSLD100	14	8	4	2
Fixed output 250W	CNSLD250-IP20	36	20	10	6
Dali dimming 80W	CSFDY80	11	6	3	2
Dali dimming 150W	CSFDY150	22	12	6	4

Note: Multiple rows of luminaires should be wired in parallel, not in series
Maximum connected row length 5m

LED Performance

Colour Temp	RA (CRI)	Colour consistency
3000K	>80	MacAdam 3 SDCM
4000K	>80	MacAdam 3 SDCM

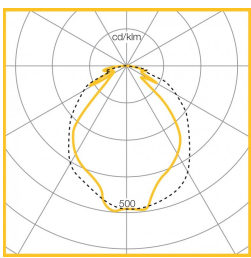
Dimensions



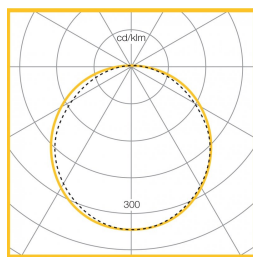
VERSION	L	W	H	KG
5.4W body	355	19.5	19.5	0.9
9.7W body	635	19.5	19.5	1.5
19.2W body	1265	19.5	19.5	3.0
28.8W body	1895	19.5	19.5	4.5

Driver	L	W	H
CNSLD20	109	50	35
CNSLD100	374	30	19
CNSLD250-IP20	374	30	19
CSFDY80	346	32	22
CSFDY150	325	43	31

Photometric Performance



Clear Diffuser
3278 Lumens
28.8W 4000K
LOR = 100%



Opal Diffuser
2179 Lumens
28.8W 4000K
LOR = 100%

Performance Guide

To Specify

Surface mounted IP40 extruded aluminium luminaire suitable for individual or continuous mounting. With factory fitted LED tape, pre-wired connectors and a range of accessories to suit. With 3000K or 4000K LEDs – as Whitecroft Lighting STARLINE FIXED IP40 SURFACE
