

# Vespere Wall



Wall mounted decorative luminaire for direct/indirect lighting



Silver 400mm



Silver 700mm



700mm

## Optics

- 2149 to 3657 lumens (24 to 29W)
- 3000K and 4000K colour temperatures
- Ra>80
- Opal polycarbonate Tp(a) rated diffuser
- 50% up / 50% downlight

## Body

- 2 body sizes - 400mm and 700mm long
- Integral emergency available in 700mm body only (for horizontal mounting):
  - Emergency output 271 lumens
  - 3 hour self-contained or 3 hour COMECS DALI addressable emergency options
- Formed steel body with 1st fix back plate for easy installation
- White and silver paint finishes
  - White RAL 9016
  - Silver RAL 9006
- Fixed output driver as standard, DALI optional

# Order codes

## 400mm body

				B50
4000K White finish	Fixed Output	3hr Emergency	LL/CW	L80
2248 lumen, 24.4W	VWH14KW	N/A	92	50k

## 700mm body

				B50
4000k White finish	Fixed Output	3hr Emergency	LL/CW	L80
2930 lumen, 25.6W	VWH24KW	VWH24KWEM	114	50k
3657 lumen, 29.3W	VWH34KW	VWH34KWEM	124	50k

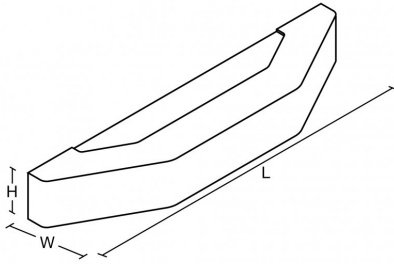
## Options

Option	Code	Example
3000K	Change 4K to 3K	i.e. VWH13KW
Silver finish	Change end 'W' to 'S'	i.e. VWH14KS
DALI driver	Change 'H' to 'Y'	i.e. VWY14KW
COMEPS emergency	Change 'EM' to 'EP'	i.e VWH24KWEP
Integral emergency on 700mm body only		

## LED Performance

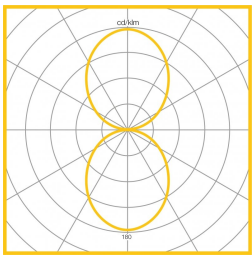
Colour Temp	RA (CRI)	Life expectancy	Colour consistency
4000K	>80	50,000 hours	MacAdam 3 SDCM

# Dimensions

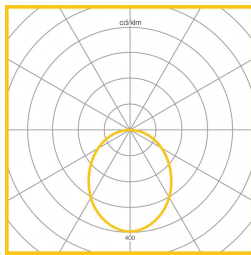


VERSION	L	W	H	KG	KG(EM)
400mm body	400	81	110	1.4	
700mm body	700	81	110	2.3	3

# Photometric Performance

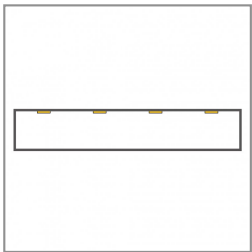


Direct/indirect  
LOR = 100%



Emergency only  
LOR = 100%

# Performance Guide



Lamps	3657 lumen, 4000K
Illuminance	200 lux
Spacing	3m
Maintenance	0.8
Reflectance	70/50/20%
Ceiling Height	2.7m
Working plane	0.0m
Mounting height	2.0m

## To Specify

Decorative linear direct/indirect wall mounted luminaire with smooth chamfered front in white or silver and opal polycarbonate diffuser. 400mm and 700mm long body options with 700mm having no visible fixings from below. Simple 'first fix' backplate for easy wiring and installation. 50/50% up/down distribution ratio to softly illuminate walls whilst efficiently delivering light to the floor and ceiling - as Whitecroft VESPERE WALL

---