

# Duo3 Office

Dual optic recessed luminaire



Inner louvre



Dual driver functionality:  
inner off



Air handling



Dual driver functionality:  
outer off

## Overview

Duo3 is designed to meet the needs of the whole of tomorrow's workplace. Whether in offices, transitory or signature areas, Duo3 can provide the highest quality lighting, coupled with a cohesive aesthetic that can be carried through an entire building.

## Optics

- Light Output Options:
  - 2200 lumens (21W)
  - 3300 lumens (32W)
  - 4000 lumens (39W)
- Emergency Output (BLF):
  - All variants - 180 Lumens
- Available with 3000K and 4000K LED
- Hexaprism inner tile optic for optimum diffusion, glare control and to enable an LG7 compliant space
- Micro polymer optic outer tile for visual comfort and uniformity
- Optional white louvre fitted in front of inner Hexaprism is available for alternative aesthetic
- Light output distribution is 60% for the inner tile and 40% for the outer. For example the 4000 lumen product emits approx. 2400 lumens from the inner tile and 1600 lumens from the outer. The 3300 lumen product emits approx. 1980 lumens from the inner tile and 1320 lumens from the outer.
- LED chips are densely distributed within the inner tile to achieve maximum output and efficiency
- LED chips are spaced further apart within the outer tile for excellent uniformity, visual comfort and surface luminance

# Body

- Steel body finished in highly reflective white
- Robust extruded aluminium frame finished white
- RAL Colour: White RAL9003.
- For 600 x 600mm grid ceilings. See ceiling compatibility matrix on Whitecroft website
- Available with or without air handling. Air handling of 30 litres per second (refer to Whitecroft Technical Desk)
- Choice of integral emergency options; 3hr and COMEPS (can be wired as Easytest if required)
- Complete visual symmetry from all angles
- DALI as standard
- Dual driver option available for separate switching of the inner and outer tiles
- IP44 from below and IP20 from behind

## Order codes

Hexaprism inner, Micro polymer outer

B50						
Hexaprism inner, Micro polymer outer (4000K)	DALI	3hr Emergency	LL/CW	L70	L80	L90
2200 lumens (21W)	D3MAY1XT	D3MAY1XTEM	106	>100k	>100k	>100k
3300 lumens (32W)	D3MAY2XT	D3MAY2XTEM	105	>100k	>100k	89k
4000 lumens (39W)	D3MAY3XT	D3MAY3XTEM	103	>100k	>100k	64k

### Accessories

PREPARED APERTURE MOUNTING KIT	SFTPBF
--------------------------------	--------

### Options

AIR HANDLING	Add A after T	i.e D3MAY1XTA
COMEPS	Add suffix /EP	i.e D3MAY1XT/EP
DUAL DRIVER*	Replace Y with U	i.e D3MAU1XT
LOUVRE OVER INNER HEXAPRISM	Replace M with L	i.e D3LAY1XT
SPRING T INTERGRATION	Replace XT with ST	i.e D3MAY1ST

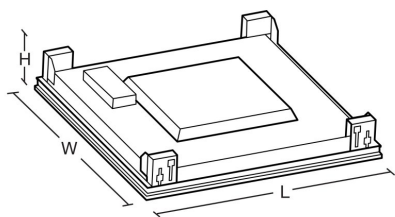
\* Dual driver option is not available in conjunction with integral controls or emergency and requires 2 DALI addresses.

For 3000K colour temperature, please contact Whitecroft.

# LED Performance

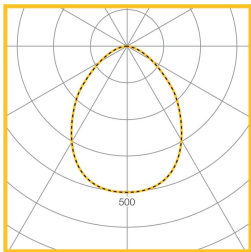
Colour Temp	RA (CRI)	Colour consistency
4000K	>80	MacAdam 3 SDCM

## Dimensions

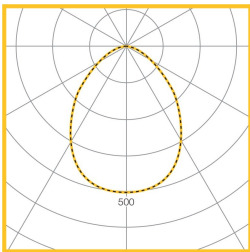


VERSION	L	W	H	KG	KG(EM)
Spring T	599	599	98	5	6.2
Exposed T	584	584	98	4.9	5.9

## Photometric Performance

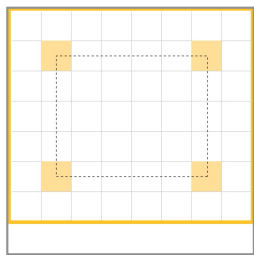


39W LED 4000  
Lumen, Hex Inner,  
MP Outer (Both  
Tiles On)  
LOR = 100.0%  
SHR MAX = 1.51

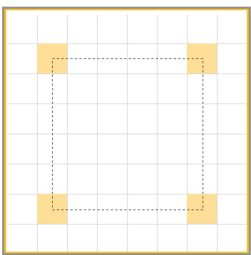


32W LED 3300  
Lumen, Hex Inner,  
MP Outer (Both  
Tiles On)  
LOR = 100.0%  
SHR MAX = 1.41

# Performance Guide



Lamps	39W LED
Illuminance	503 lux
Spacing	3.0m x 2.4m
Maintenance	0.8
Reflectance	70/50/20
Ceiling Height	2.8m
Working plane	0.8m



Lamps	32W LED
Illuminance	330 lux
Spacing	3.0m x 3.0m
Maintenance	0.8
Reflectance	70/50/20
Ceiling Height	2.8m
Working plane	0.8m

## To Specify

Recessed LED 600 x 600mm luminaire with dual optic configuration, optional air return facility and visual symmetry from all angles of view. Extruded aluminium frame and steel body finished white. Incorporating intermediate brightness zone to diffuse light and graduate brightness across the ceiling from all angles of view. Dual optic to consist of Hexaprism / Louvre inner and micro polymer optic outer tile with optional integral detectors – as Whitecroft Lighting DUO3 OFFICE

## Application images

