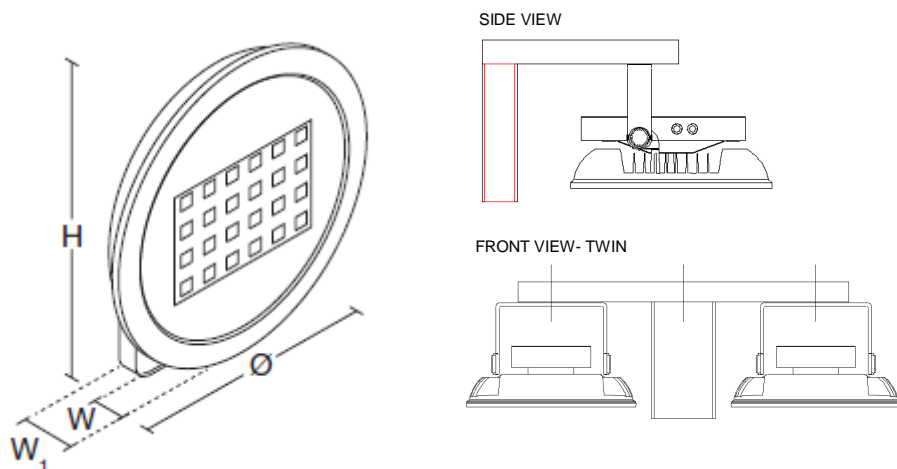


GENERAL INFORMATION

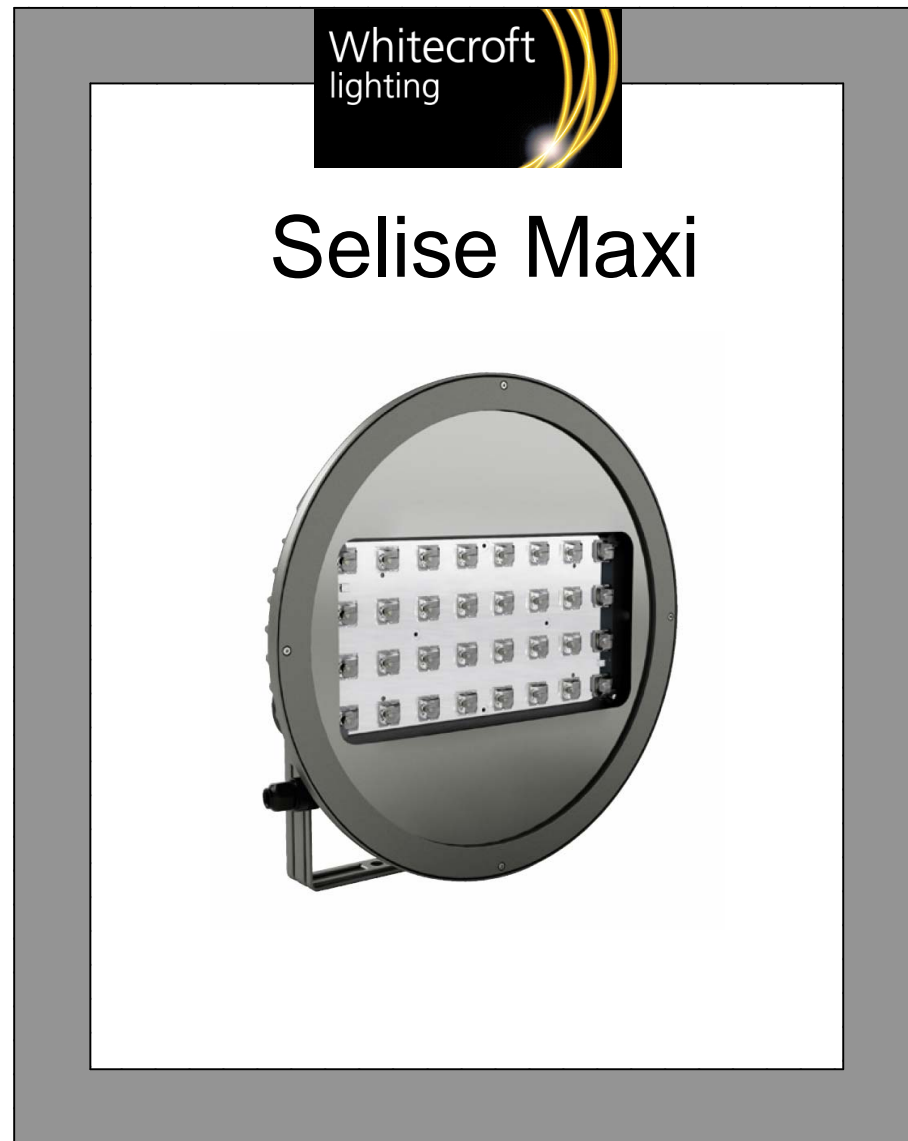
- 1) A qualified electrician, in accordance with IEE wiring regulations should carry out connection to mains wiring.
- 2) Electrical Class II luminaire
- 3) Ensure that the rated voltage and frequency requirements are compatible with the available mains supply.
- 4) Cleaning of reflectors and lenses should be carried out using clean, soft and lint free cloths and anti-static cleaning fluid
- 5) Do not carry out high voltage insulation test, i.e. 500/1000v this may damage internal components.
- 6) When installing on floodlight arms, Selise Maxi should be 'underslung' as shown below.



Version.	Dia.	H	W	W ₁	KG
101/135/202W	462	477	100	160	13.8
270W	512	524	100	160	14.0
419W	512	524	184	184	17.2

WINDAGE M²: 0.12

TECHNICAL SUPPORT
 Telephone: 0161 331 5700
 E-mail: technical@whitecroftlight.com
<http://www.whitecroftlighting.com/>



PK/LEAF/SELISE-MAXI

Feb 2021 - Rev D



Whitecroft Lighting Limited

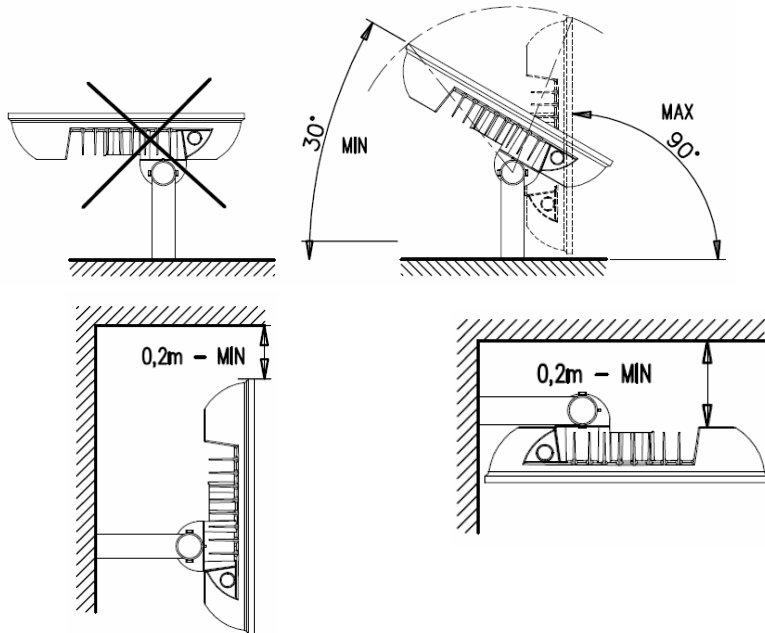
Burlington Street, Ashton-under-Lyne, Lancashire OL7 0AX
 Telephone +44 (0)870 5 087 087 Facsimile: +44 (0)870 5 084 210
 Registered No. 3848973 England Registered Office: As above

SPECIFICATION

Finish	Graphite grey and silver
Materials	Tempered glass / Mild Steel / Aluminium Body
IK Rating	08
Supply	240V AC, 50Hz
Power (High Frequency)	9732 Lumens (101W)
	12976 Lumens (135W)
	19465 Lumens (202W)
	25954 Lumens (270W)
	36009 Lumens (419W)
Operating temp	-40 to 40C (+35C for 419W version)
Connection	1.5mm ² input
Ingress protection	IP66

Swimming Pool versions

Swimming Pool versions with enhanced specification up to 270W maximum. Where provided, secondary suspensions must be fitted. Suitable fixings to the building fabric must be used (supplied by others)



FITTING INSTALLATION

