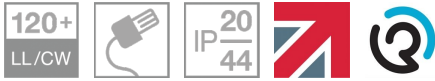


Tegan Slim Suspended

LED suspended square slim luminaire



Slim Body Profile

Overview

Suitable for a wide range of applications, Tegan Slim Suspended is a robust, edge lit luminaire with a choice of optics that consumes very little energy to deliver uniform and controlled light. Maximum illuminance including in LG7 and EN12464-1 compliant schemes can be consistently and affordably achieved.

Optics

- Choice of an Opal diffuser for general, circulation and feature areas or a Quadraprism* optic for glare control in LG7 compliant schemes
- Available with 3000K and 4000K LED

Outputs:

Tegan Slim Quadraprism*

- 3321 lumens (24.8W) 134 ll/cw
- 4132 lumens (32W) 129 ll/c

?Tegan Slim Quadraprism TP(a)*

- 3317 lumens (26.8W) 124 ll/cw
- 4088 lumens (36W) 114 ll/cw

Tegan Slim Opal

- 2255 lumens (16.6W) 136 ll/cw
- 3541 lumens (24.8W) 143 ll/cw
- 5132 lumens (39.3W) 131 ll/cw

Tegan Slim Opal TP(a)

- 2115 lumens (16.6W) 127 ll/cw
- 3351 lumens (24.8W) 135 ll/cw
- 4805 lumens (39.3W) 122 ll/cw

*Quadraprism optic less than 3000 cd/m2 at 65° and above

- Emergency Output (BLF):
 - Quadraprism - 323 Lumens
 - Quadraprism TP(a) - 332 Lumens
 - Opal - 360 Lumens
 - TP(a) - 338 Lumens

Body

- Steel body finished white
- Slim body profile
- IP44 protection from front, IP20 from behind
- RAL Colour: White RAL9003
- Steel frame for suspended mounting (with installation frame and wire suspension kit)
- 2 into 1 point wire suspension adjustable to 1.5m drop
- Full coverage casing on rear
- Easy to assemble on site
- Choice of emergency options; standard 3hr self contained or COMEPS
- Tegan Slim recessed and surface also available
- Optional integral Organic Response® wireless sensor that communicates with its neighbouring luminaires, automatically controlling light across the area †

† Every luminaire within an area that's to be controlled must have an integral Organic Response® detector. Wall switch and dongle are also available (supplied separately).

Order codes

Quadraprism

B50						
Quadraprism (4000K)	Fixed Output	3hr Emergency	LL/CW	L70	L80	L90
3321 lumens (24.8W)*	TMELH24KXT	TMELH24KXTEM	134	>100k	97k	44k
4132 lumens (32W)*	TMELH34KXT	TMELH34KXTEM	129	>100k	91k	45k

Quadraprism TP(a)

B50						
Quadraprism TP(a) (4000K)	Fixed Output	3hr Emergency	LL/CW	L70	L80	L90
3317 lumens (16.6W)*	TMELPH24KXT	TMELPH24KXTEM	124	>100k	97k	44K
4088 lumens (24.8W)*	TMELPH34KXT	TMELPH34KXTEM	114	>100k	91K	45K

©2024 Whitecroft Lighting | Contact number: +44 (0)161 330 6811

Page 2/5

Opal

B50						
Opal (4000K)	Fixed Output	3hr Emergency	LL/CW	L70	L80	L90
2255 lumens (16.6W)*	TAE LH14KXT	TAE LH14KXTEM	136	>100k	97k	44k
3541 lumens (24.8W)*	TAE LH24KXT	TAE LH24KXTEM	143	>100k	97k	44k
5132 lumens (39.3W)*	TAE LH34KXT	TAE LH34KXTEM	131	>100k	68k	33k

Opal TP(a)

B50						
Opal TP(a) (4000K)	Fixed Output	3hr Emergency	LL/CW	L70	L80	L90
2115 lumens (16.6W)*	TAE LPH14KXT	TAE LPH14KXTEM	127	>100k	97k	44k
3351 lumens (24.8W)*	TAE LPH24KXT	TAE LPH24KXTEM	135	>100k	97k	44k
4805 lumens (39.3W)*	TAE LPH34KXT	TAE LPH34KXTEM	122	>100k	68k	33k

Options

DALI DIMMING	Replace H with Y	i.e. TMELY24KXT
COMEPS	Add suffix /EP	i.e.TMELH24KXTEP
ORGANIC RESPONSE (SN3) **	Add RG3 before Y	i.e TMELRG3Y24KXT
For 3000K colour temperaure, please contact Whitecroft.		

Accessories

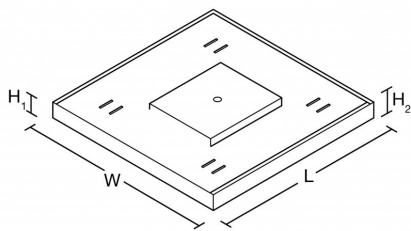
Suspension installation frame / kit*	TESSUSFRKIT
Organic Response® Wall Plate (Standard)	ORGWP
Organic Response® Wall Plate (Classroom)	ORGWPC
Organic Response® Dongle	ORGDNGL

* Please note, a suspension installation frame / kit (TESSUSFRKIT) must be ordered with each luminaire.

LED Performance

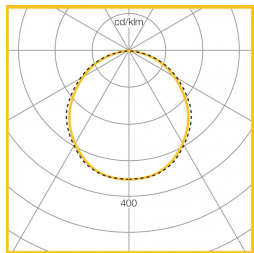
Colour Temp	RA (CRI)	Colour consistency
4000K	>80	MacAdam 3 SDCM

Dimensions

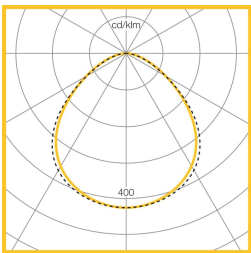


L	W	H1	H2	KG	KG(EM)
611	611	35	45	7.9	9.1

Photometric Performance

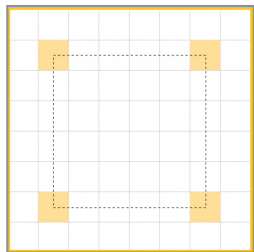


Opal 39.3W LED
5132 lumens
LOR = 100%
SHR MAX = 1.61

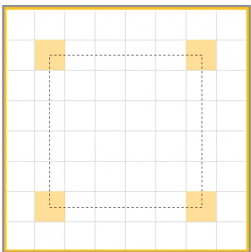


Quadraprism 32W
LED 4132 lumens
LOR = 100%
SHR MAX = 1.61

Performance Guide



Lamps	39.3W LED
Illuminance	518 lux
Spacing	3.0m x 3.0m
Maintenance	0.8
Reflectance	70/50/20
Ceiling Height	2.8m
Working plane	0.8m



Lamps	32W LED
Illuminance	425 lux
Spacing	3.0m x 3.0m
Maintenance	0.8
Reflectance	70/50/20
Ceiling Height	2.8m
Working plane	0.8m

To Specify

Suspended LED 600mm x 600mm panel luminaire with slim line steel body and an Opal diffuser for general, circulation and feature areas or a Quadraprism optic for LG7 compliant schemes. Suitable for suspension mounting – as Whitecroft Lighting TEGAN SLIM SUSPENDED
