

UK Head Office

Whitecroft Lighting Ltd
Burlington Street
Ashton-Under-Lyne
Lancashire OL7 0AX

T +44 (0)161 330 6811
F +44 (0)161 331 5855
email@whitecroftright.com

Rep. Ireland Office

Ireland Office
Fagerhult Ltd
F1 Calmount Park
Ballymount, Dublin 12
Ireland

T +353 (0)1 426 0200
F +353 (0)1 429 9606
info@fagerhult.ie
www.fagerhult.ie

London Customer Centre

Whitecroft Lighting Ltd
102-108 Clerkenwell Road
London
EC1M 5SA

T +44 (0)161 330 6811
F +44 (0)161 331 5855

Middle East Office

Fagerhult Middle East
P.O. Box 126287
Dubai
United Arab Emirates

T +971 (0)4 3297120
F +971 (0)4 3297130
info@fagerhult.ae
www.fagerhult.ae

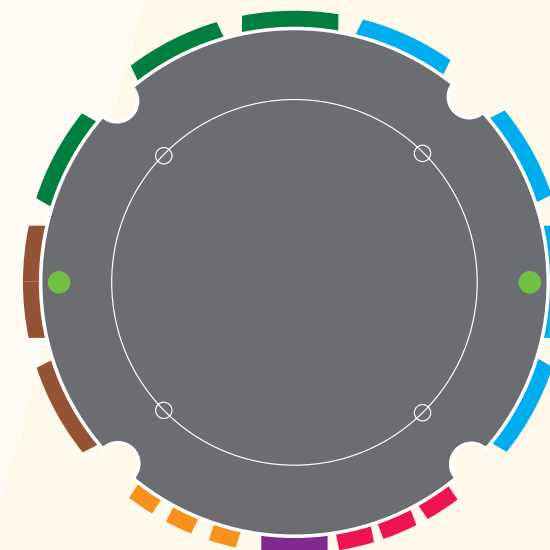
Whitecroft
lighting



whitecroftright.com



Verve
Wireless mesh
lighting control



- Output group 1
- Output group 2
- Output group 3
- Mains input
- Switch input
- Sensor input
- Emergency luminaire output



Independent control of up to 9 luminaires

With Verve, you can create and control groups of luminaires simply and efficiently. Verve has 9 output ports for luminaires, which can be configured in up to 3 separate groups. This allows Verve to be used to control lighting in a variety of applications, including education, healthcare and commercial offices. Each input is pluggable using industry standard connectors, ensuring fast, error free installation.



Switching and dimming from up to 6 sources

As well as 9 output ports; Verve can receive control input from up to 6 different switch and sensor inputs. There are 3 switch inputs for both latching and retractive switches, and 3 sensor inputs, which support occupancy, absence, presence and constant lux control. As with luminaires, these control devices can be simply plugged in to the Verve module.

Intelligent control made simple

Offering plug-and-play installation and fast commissioning, Verve brings simplicity and efficiency to lighting controls in a wide range of applications. Built-in 2.4Ghz low energy mesh and wireless app programming means that Verve is completely future-proof, meeting the needs of today's and tomorrow's lighting controls.

Flexible configuration

Verve's flexible configuration offers direct DALI dimming control of up to 9 luminaires in 3 groups, with input from both 3 multi-sensors and 3 switch devices. With emergency control and reporting on board, Verve is not only fast to install, but reduces the maintenance and through life cost of any installation.

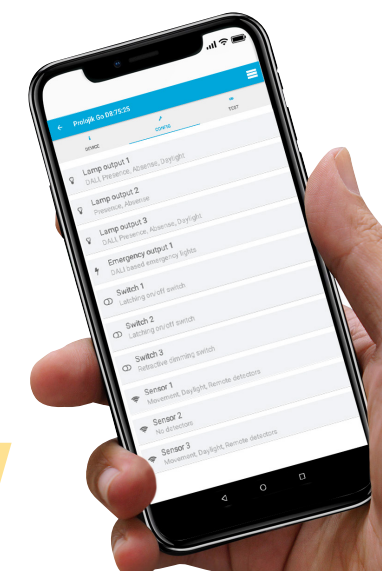


Wireless mesh networking as standard

Verve offers 2.4Ghz low energy mesh networking functionality as standard, allowing each Verve module to communicate wirelessly with its neighbours. This means that previously complex controls functions can be simply configured using the free Verve app. When combined with the dedicated Verve multi-sensor, lighting can be set to react to changes in daylight, presence or absence; and Verve's 2.4Ghz low energy mesh networking has the capability to control luminaires across an entire space, not just those plugged directly to the individual Verve unit. This means that fewer multi-sensors are required in a space, reducing cost and installation time, as well as simplifying commissioning. Advanced controls functions such as corridor linking can also be achieved, without the need for hardwiring or line-of-sight installation.

App based configuration

Intelligence within the Verve module allows for simple app configuration, the Verve app is free to download on both Android and iOS devices. The app communicates directly with each Verve module via 2.4Ghz low energy mesh networking, allowing the user complete control over commissioning and configuration in any application. Individual luminaires can be set as groups and linked to switching and dimming multi-sensors.



Feature rich solutions

Dedicated multi-sensor

A dedicated multi-sensor is available to enhance the functionality of Verve, offering both daylight and presence detection and infra-red control. This discrete multi-sensor can be recessed or surface mounted, and controlled via the Verve app to perform a number of different functions. When combined with the 2.4Ghz low energy mesh network feature in Verve, a single multi-sensor can control any number of luminaires. For larger detection areas, multiple multi-sensors can be used to control large groups of luminaires, or multiple groups can be configured inside a single space.



Daylight linked dimming and occupancy detection ensures that no luminaire is on when it doesn't need to be.



Integral emergency control, testing and reporting

Verve supports emergency lighting as standard, whether integral to luminaires or as stand-alone remote lighting. As part of the Verve app, emergency lighting can be tested remotely without the need for costly engineer visits. Emergency control and tests are transmitted directly from one Verve module to neighbouring modules, via a wireless mesh network, allowing multiple Verve module configurations to act as one. The resulting test reports can be accessed directly from the Verve app, giving the user instant emergency reporting and record keeping.

Additional system functionality

Verve can be used for more than just lighting control. A large number of building services can be controlled through the Verve module, including extractor smoke multi-sensors and valve solenoids. This allows for a completely integrated facilities management approach, which can reduce installation time and reduce testing regimes.

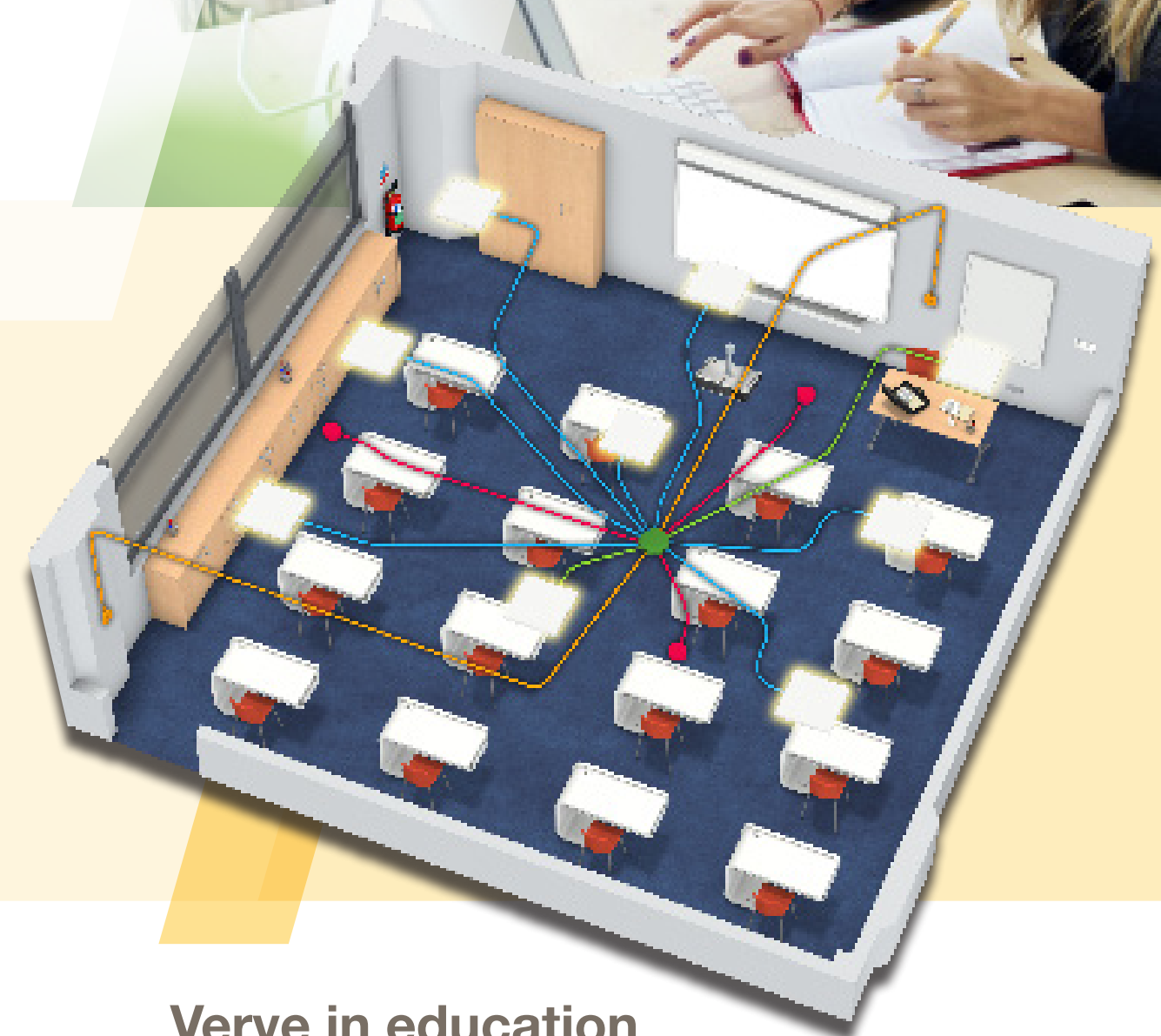
Reducing installation time and commissioning

Verve's simple plug-and-play functionality reduces installation time by up to 30% compared with traditional lighting controls. Verve can be fitted in advance of the ceiling, the luminaires and multisensors are then simply plugged in, providing power and lighting control through the same connection. Commissioning is simple, and does not require a separate commissioning team to configure lighting and controls. Each Verve module is discovered via the free Verve app, and from there each luminaire and multi-sensor can be identified, grouped and controls configured. This can be done at any time, either by the contractor, building owner or end-user. Re-configuration is simple, making Verve one of the most flexible and simple lighting control solutions available today.

Verve in the office

Fast and flexible installation

Whether in Cat A or Cat B commercial space, Verve is the ideal lighting control solution. Fast to install and flexible in operation, Verve meets the ever changing demands of the modern office. Rapid to install, Verve can vastly reduce overall commissioning times. 2.4Ghz low energy mesh network configuration allows luminaire and control groups to be instantly created, or updated as the space requires. Wireless mesh networking between Verve modules allows users to create large scale control networks, with each module reacting to its neighbours. Verve enables any lighting scheme to operate at its most efficient, enabling compliance with the highest levels of BREEAM, whilst Verve's emergency testing and reporting functions enable adherence to BS EN 5266 and other associated standards.



Verve in education

Simple, effective control for the classroom

Verve is the ideal lighting control solution for use in the classroom. Optimised around a standard 9 luminaire layout, Verve can be configured to maximise daylight harvesting, reducing energy consumption by limiting artificial lighting usage. With a range of switching options, features such as whiteboard override are simple to programme and install. Installation is fast and commissioning simple, minimising installation time and costs. Verve enables compliance with all relevant standards in education lighting, including CPA and EFA specifications.