

# Echo 280 LED

Architectural low bay luminaire

Whitecroft  
lighting

100+  
LL/CW

IP20



Clear Prismatic Refractor



Opal Prismatic Refractor



Ceiling Suspension Kit



Spun Aluminium Reflector

## Optics

- Outputs (clear refractor)
  - 1500 lumens, 14W
  - 3800 lumens, 37W
  - 6000 lumens, 50W
- Emergency Output (BLF):
  - H154 - Not Available
  - H404 - 400 Lumens
  - H606 - 616 Lumens
- Clear, opal and metalised prismatic refractor or metal reflector options
- 'Cool' white 4000K colour temperature

# Body

- Aluminium spun housing integrating an extruded aluminium heat sink
- Simple screw removal allows access to the gear housing for efficient installation and maintenance
- Body supplied complete with an adjustable twin wire suspension kit (up to 3m drop)
- 3 point key holes allow for rapid onsite assembly of the body and reflector / refractor
- Body and reflector / refractor to be ordered separately
- Body finished in grey
- DALI and emergency luminaires supplied with ceiling suspension kit as standard (can be ordered separately for non emergency or fixed output luminaires)
- Emergency variants supplied with Lithium Iron Phosphate (LiFePO4) battery technology; featuring extended design life reducing replacement frequency to lower total cost of ownership, and advancing sustainability through support for end of life recycling

## Order codes

### 1500 Lumen

B50				
1500 Lumen	Fixed Output	LL/CW	L70	L80
1500 lumens (14W)	EC280-H154KG	107	>60K	>60K

### 3800 Lumen

B50					
3800 Lumen	Fixed Output	3hr Emergency	LL/CW	L70	L80
3800 lumens (37W)	EC280-H404KG	EC280-H404KGLEM	101	>60K	>60K

### 6000 Lumen

B50					
6000 Lumen	Fixed Output	3hr Emergency	LL/CW	L70	L80
6000 lumens (50W)	EC280-H604KG	EC280-H604KGLEM	119	>60K	57K

## Accessories

Ceiling Rose Kit*	EC70CEILKIT
Clear Prismatic Refractor	EC30
Metal Aluminium Reflector	EC30REFLC
Opal Prismatic Reflector	EC30PAL

Options

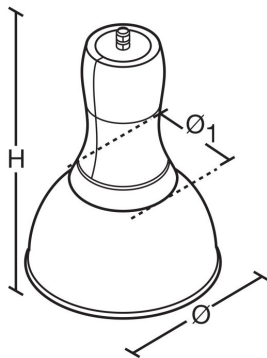
COMEPS	Replace EM with EP	i.e EC280-H404KGLEP
DALI DIMMING*	Replace H with Y	i.e EC280-Y154KG

\* The ceiling rose is supplied as standard with EM or DALI luminaires, and with all variants of the 6,000 lumen solution.

LED Performance

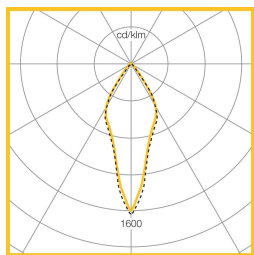
Colour Temp	RA (CRI)	Colour consistency
37W	>80	MacAdam 3 SDCM

Dimensions



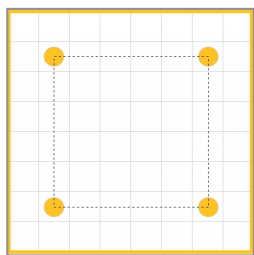
VERSION	L	W	H	KG	Ø
Luminaire			443	5.8	315
Ceiling Rose	300	142	138	1	

# Photometric Performance



37W LED With  
Clear Refractor  
4000K 3800  
Lumen  
LOR = 100.0%

## Performance Guide



Lamps	37W LED
Illuminance	343 lux
Spacing	3.0m x 3.0m
Maintenance	0.8
Reflectance	70/50/20
Ceiling Height	6.0m
Working plane	0.0m

## To Specify

Suspended architectural LED low bay luminaire utilising high quality single bin LEDs. Aluminium spun housing integrating an extruded aluminium heat sink with clear / opal or aluminium reflector - as Whitecroft Lighting ECHO 280 LED

## Application images

