

Flight

Sustainable compact surface or suspended linear LED highbay



160+
LL/CW

IP20

IP65



Flight 875mm Command 9



Flight 585mm Trunking Mounted



Flight



Flight 1165mm Command B

Overview

Flight is a new generation of standalone LED highbay, developed from Whitecroft's years of experience in industrial lighting. Suitable for new build or renovation projects, Flight offers a durable installation with low cost of ownership. Flight is constructed from high quality, sustainable materials and the lightweight body with first fix brackets and plug-in connections ensure a quick yet safe, one-person installation. High efficacy, long life LEDs with high transmission optics combine to deliver an energy efficient scheme with minimal maintenance.

Optics

- Wide, medium and narrow rack distribution patterns to suit mounting heights from 4m to 20m
- Light outputs in steps from 12,000 lumens to an impressive 50,000 lumens
- High efficiency, long life LED light engines, made in our own facility, delivering up to 179 ll/cw for low energy consumption
- Removable light engine cartridges for easy future upgrades
- 4000K, Ra80 LED
- Supports UGR compliance and glare control using Whitecroft's lens design dedicated to industrial applications
- Emergency outputs:
 - Wide/medium beam 869 lumens
 - Narrow beam 827 lumens

For specific product variant information, including lifetime, efficacy, power, output and electrical data, please click on the individual part number under 'Order Codes' and view the datasheet

Lifetime Data			
Version	L70B50	L80B50	L90B50

12, 18, 30, 36, 42 & 50 klm	>100k	>100k	54k
24 klm	>100k	>100k	53k

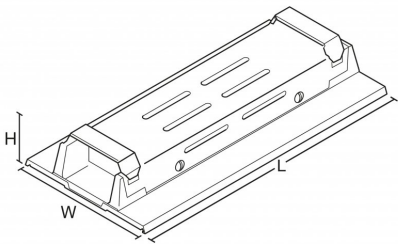
Body

- Extruded aluminium LED housing for optimum strength, thermal management and sustainability
- IP20 and IP65 ingress protection to cater for manufacturing and warehouse environments
- Plug and socket connectors are supplied as standard ensuring safe and rapid electrical terminations
- Surface, suspended, busbar, conduit and trunking mounting methods are all catered for. Suspended only requires an additional suspension kit (FGSUSKIT with 6m wire drop - to be ordered separately)
- Luminaire body can be unplugged and unclipped from infrastructure allowing safe and easy maintenance at ground level
- Light, compact body does not require support during secondary operation allowing a one-person installation
- Further energy savings can be achieved using integrated lighting controls with a choice of:
 - Command B simple on/off presence detection (fixed output IP20 versions) or
 - Command 9 programmable wireless networking with movement and daylight regulation
- Emergency lighting options with integral 3 hour batteries include self-contained for simple key switch testing or COMECS DALI addressable for automatic testing and reporting.
- Also available with 'EW' Routefinder Wireless for addressable emergency testing without the need for a 2 core communication cable
- Emergency LiFePO4 Lithium batteries offering a longer life, reducing the number of replacements through life and which can be recycled at the end of useful life
- Central battery emergency systems can also be used with Flight luminaires using an incorporated changeover module for 230V emergency supplies. Note: where 2 drivers are used (nominal 30,000 to 50,000 lumens), output for central battery is at 50%. Contact Whitecroft for other requirements.
- 50,000 lumen versions not available with integral emergency lighting facility
- Fixed output and DALI - IP20 versions
- DALI as standard - IP65 versions
- Suitable for ambient temperature ranges:
 - -20 to 40°C - standard & sensor IP20 & standard IP65
 - -20 to 35°C - sensor IP65 Command 9
 - 0 to 35°C - emergency EM/EP IP20 & IP65
 - 0 to 30°C - emergency CB IP65
 - 0 to 25°C - emergency CB IP65

LED Performance

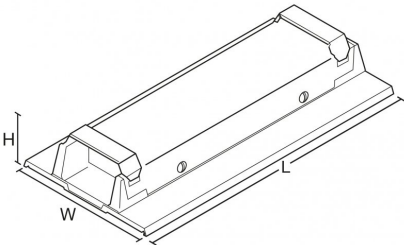
Colour Temp	RA (CRI)	Life expectancy	Colour consistency
4000K	80	100k hrs	MacAdam 3 SDCM

Dimensions



FLIGHT IP20 VERSIONS	L	W	H	KG	KG(EM)
12,000 18,000 and 24,000 lumens	585	285	75	4.9	5.3
30,000 and 36,000 lumens	875	285	75	6.9	7.3
42,000	1165	285	75	8.3	8.7

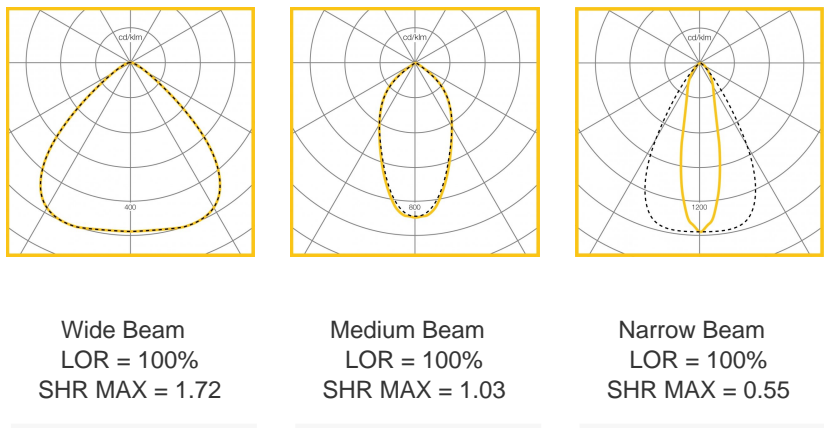
Add 125mm to
length for
Command 9
variants



FLIGHT IP65 VERSIONS	L	W	H	KG	KG(EM)
24,000 lumens	585	285	75	4.9	5.3
36,000lumens	875	285	75	6.9	7.3

Add 125mm to
length for
Command 9
variants

Photometric Performance



To Specify

Surface or suspended LED highbay luminaire with extruded aluminium LED housing and clear polycarbonate lens optics. Supplied with first fix bracket and plug connector for easy installation. The LED module is easily replaced for simple future upgrades and replacement ensuring a sustainable lighting solution - as Whitecroft Lighting FLIGHT