

Florin E3 IP65

High performance recessed and surface mounted IP65 emergency luminaire

Whitecroft
lighting



Florin E3 IP65 Surface

Optics

Recessed:

- 1.5W LED delivering 150 lumens
- High level 2.3W delivering 280 lumens

Surface:

- 3W delivering 260 lumens

- Open area and escape route distribution patterns
- Polycarbonate Tp(a) rated optics
- COMEPEPS version can be used as self-test by not connecting the DALI pair
- Minimum life of 50,000 hours

Body

- White high performance LED emergency head and charge indicator with non-maintained driver, charger and battery
- Available: 3 hour non-maintained (Recessed version only), COMECS, Central Battery
 - Central battery version does not include a hold-off relay (to be supplied by others)
- Ambient temperature range of 0°C to +35°C
- Battery, recessed version - Lithium Iron Phosphate LiFePO4
- Battery, surface version - Lithium Iron Phosphate LiFePO4
- RAL Colour: White RAL9016.

Recessed

- Dedicated codes for open area and escape route versions
- High level supplied with open area lens
- Uses Lithium Iron Phosphate (LiFePO4) batteries for stability, good performance and longer life
- Battery housing ensures a neat cut aperture hole and effective installation through fixed ceilings
- Suitable for ceiling thickness of 10-25mm with a minimum ceiling void of 100mm
- Ceiling thickness less than 10mm may require a patress (not supplied)
- Stainless steel spring clips to secure lamp head in position
- Available with integrated Organic Response for Emergency test and reporting functionality when connected to the Organic Response Portal
- Also available with "EW" Routefinder Wireless for addressable emergency testing without the need for a 2 core communication cable

Surface

- Dedicated codes for open area and escape route versions
- COMECS / Easy Test functionality as standard
- High level supplied with open area lens
- Uses Lithium Iron Phosphate (LiFePO4) batteries for stability, good performance and longer life
- LiFePO4 battery life in excess of 6 years if operated within temperature limits

Order codes

Recessed

	3hr Non Maintained	COMECS	Central Battery	Routefinder Wireless	Organic Response
Open Area	FLE31LEM-65	FLE31LEP-65**	FLE31CB-65*	FLE31LEW-65	FLRPE31LEP-65
Escape Route	FLE32LEM-65	FLE32LEP-65**	FLE32CB-65*	FLE32LEW-65	FLRPE32LEP-65
High Level Open Area	FLH31LEM-65	FLH31LEP-65**	FLH31CB-65*	FLH31LEW-65	FLRPH31LEP-65

* Central Battery version does not include a hold-off relay

** COMECS - when not connected to the DALI system will operate as Easytest

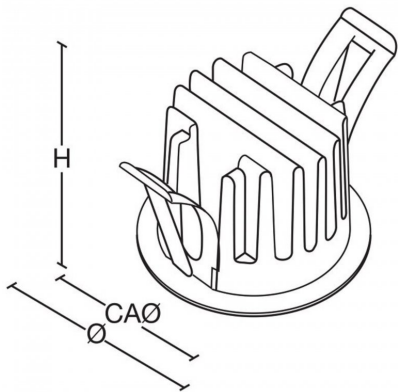
Surface

	COMECS	Central Battery	L70B50	L80B50	L90B50
Open Area	FLS31EP-65**	FLS31CB-65*	>100K	>100K	55K
Escape Route	FLS32EP-65**	FLS32CB-65*	>100K	>100K	55K
High Level Open Area	FLSH31EP-65**	FLSH31CB-65*	>100K	>100K	55K

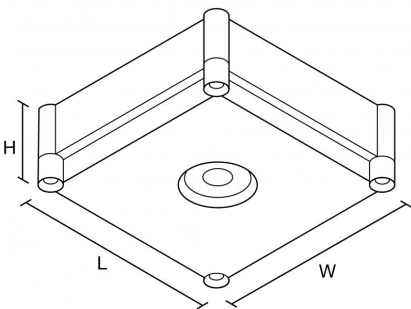
* Central Battery version does not include a hold-off relay

** COMECS - when not connected to the DALI system will operate as Easytest

Dimensions

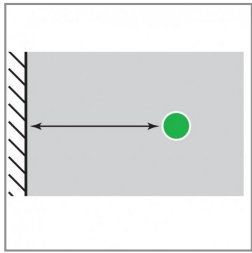


VERSION	H	KG(EM)	Ø	CAØ
Recessed	25	0.31 (0.46 COMEPS)	55	45

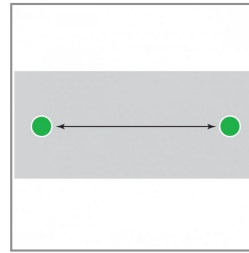


VERSION	L	W	H	KG(EM)
Surface	133	133	53	0.45

Performance Guide



Open Area - Mounting Height:	From Wall
2.5m:	5.0m
3.0m:	5.4m
Escape Route - Mounting Height:	From Wall
2.5m:	6.1m
3.0m:	6.5m
3.5m:	6.6m
High Level - Mounting Height:	From Wall
9m:	3.9m
12m:	4.5m
15m:	5.3m



Open Area - Mounting Height:	Between Heads
2.5m:	12m
3.0m:	13.6m
3.5m:	14.8m
Escape Route - Mounting Height:	Between Heads
2.5m:	15.0m
3.0m:	16.3m
3.5m:	17.4m
High Level - Mounting Heights:	Between Heads
9m:	7.8m
12m:	9.8m
15m:	11.7m

To Specify

IP65 stand alone recessed or surface mounted white high performance LED emergency luminaire, complete with charge indicator, driver, charger and battery, capable of operation in non maintained mode. Alternative version for Central Battery. Driver to ensure constant light output independent of battery voltage for 3 hours from mains failure - as Whitecroft Lighting FLORIN E3 IP65