

Mirage 3 C165

Architectural downlighter ideal for creating both ambient and feature lighting.



120+
LL/CW

IP44



C165 Black/Semi-Specular



C165 White/Specular



C165 Black/Specular



C165 White/White

Overview

The Mirage 3 C165 series comprises multiple reflector finishes, a range of outputs and beam distributions as well as feature accessories offering a flexible solution to suit a multitude of applications.

Optics

- Light outputs ranging from 469 lumens to 4003 lumens
- Efficacies up to 124.5 ll/cw
- Available in four reflector finishes:
 - Black
 - White
 - Semi-Specular
 - Specular
- Available with colour temperatures of 3000K and 4000K
- Ra80 and Ra90 colour rendering as standard
- Medium and wide beam distributions ideal for general area lighting

Lifetime Data

Version	L70B50	L80B50	L90B50
8.4W	>100K	>100K	65K
16.6W	>100K	>100K	65K
26.5W	>100K	>100K	65K
35W	>100K	93K	44K

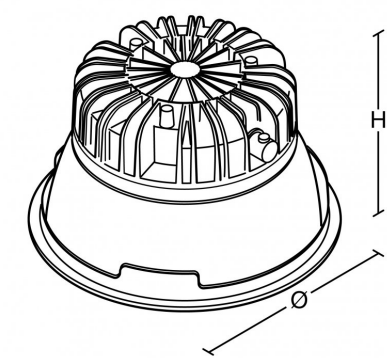
Emergency Outputs

Version	Medium Beam	Wide Beam
8.4W	41%	41%
16.6W	20%	20%
26.5W	12%	12%
35W	9%	9%

Body

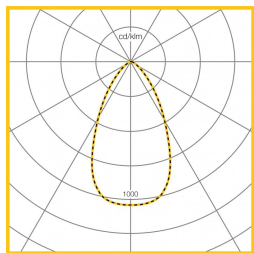
- IP44 as standard
- Precision injection moulded reflectors available in black, white, semi-specular and specular
- Slim 11mm bezel finished in:
 - Black, closest RAL colour 9005
 - White, closest RAL colour 9003
- Graphite embedded heatsink
- Rapid installation guaranteed with simple spring assembly
- Luminaire supplied complete with driver
- Suitable for ceilings 1-50mm thick
- Available with a choice of attachments:
 - Floating Ring - MA3-FLO
 - Cylinder Ring - MA3-CYL
 - IP54 Clear Wipe Clean Diffuser - MA3-DIFF (*TP(a) rated*)
 - MSU Kit for Mental Health Medium Secure and Anti-Ligature applications - MSKITMIRAGE3 (requires HAL-KEY access tool)
- Integral emergency options; 3hr and COMECS DALI addressable
- Also available with 'EW' Routefinder Wireless for addressable emergency testing without the need for a 2 core communication cable
- Emergency variants supplied with a NiCd battery
- Retrofit kit available to allow replacement of existing downlighters with a cut aperture between 180 - 230mm without replacing the ceiling tile or altering plasterboard ceilings. [See Mirage 3 Retrofit kit webpage](#)
- Note: All DALI variants require 1 DALI address per driver. COMECS variants will require an additional DALI address.

Dimensions

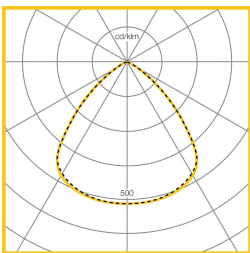


VERSION	Ø	H	KG	KG(EM)	CAØ Cut Aperture
C165	173	104	1.0	2.0	165

Photometric Performance



Medium beam,
semi specular
LOR = 100%
SHR MAX = 1.11



Wide beam, semi
specular
LOR = 100%
SHR MAX = 1.62

To Specify

Recessed downlighter with a common appearance across the product family. Narrow 11mm width bezel and shallow depth body. Graphite heat sink for optimum thermal management and superior optics designed for maximum visual comfort. Simple spring ceiling retention method to suit ceiling thicknesses between 1-50mm. Supplied with connected remote driver. Large round version, 165mm diameter cut out, 173mm over bezel - as Whitecroft MIRAGE 3

Application images

