


Mirage 3 IP65

C110 and C165 IP65 downlighter



Semi-Specular



Optics

- Light outputs ranging from 560 lumens to 3612 lumens
- Efficacies up to 111.4 ll/cw
- Semi-Specular reflector finish
- Available with colour temperatures of 3000K and 4000K
- Available in either Ra80 or Ra90 colour rendering
- C165 IP65 - Medium and wide beam distributions ideal for general area lighting
- C110 IP65 - Wide beam distribution available

For specific product variant information, including lifetime, efficacy, power, output and electrical data, please click on the individual part number under 'Order Codes' and view the datasheet

Lifetime Data

Version	L70B50	L80B50	L90B50
8.4W (C110 &	>100K	>100K	65K

C165)			
16.6W (C110 & C165)	>100K	>100K	65K
26.5W (C165 only)	>100K	>100K	65K
35W (C165 only)	>100K	93K	44K

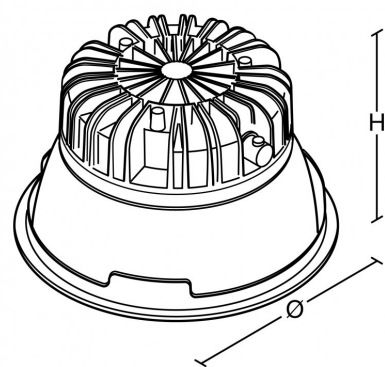
Emergency Outputs

Version	Medium Beam	Wide Beam
8.4W (C110 & C165)	41%	41%
16.6W (C110 & C165)	20%	20%
26.5W (C165 only)	12%	12%
35W (C165 only)	9%	9%

Body

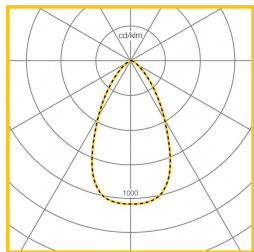
- Available in the following sizes:
 - C110
 - C165
- IP65 from below the ceiling as standard (IP20 above the ceiling)
- TP(a) clear diffuser
- Precision injection moulded semi-specular reflector
- Slim 11mm bezel finished in:
 - White, closest RAL colour 9003 - C110 and C165
 - Black, closest RAL colour 9005 - C110 only
- Graphite embedded heatsink
- Rapid installation guaranteed with simple spring assembly
- Luminaire supplied complete with driver
- Suitable for ceilings 1-50mm thick
- Integral emergency options; 3hr and COMECS
- Also available with 'EW' Routefinder Wireless for addressable emergency testing without the need for a 2 core communication cable
- Emergency variants supplied with Lithium Iron Phosphate (LiFePO4) battery technology; featuring extended design life reducing replacement frequency to lower total cost of ownership, and advancing sustainability through support for end of life recycling
- Retrofit kit available for Mirage 3 C165 IP65 to allow replacement of existing downlighters with a cut aperture between 180 - 230mm without replacing the ceiling tile or altering plasterboard ceilings. [See Mirage 3 Retrofit kit webpage](#)
- Note: All DALI variants require 1 DALI address per driver. COMECS variants will require an additional DALI address.

Dimensions

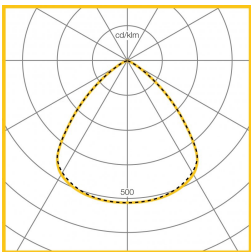


VERSION	Ø	H	KG	KG(EM)	CAØ Cut Aperture
C165 IP65	173	104	1.0	2.0	165
C110 IP65	119	100	1.0	1.5	110

Photometric Performance



Medium beam,
semi specular
LOR = 100%
SHR MAX = 1.11



Wide beam, semi
specular
LOR = 100%
SHR MAX = 1.62

To Specify

C165 IP65:
Recessed downlighter with a common appearance across the product family. Narrow 11mm width bezel and shallow depth body. Graphite heat sink for optimum thermal management and superior optics designed for maximum visual comfort. Simple spring ceiling retention method to suit ceiling thicknesses between 1-50mm. Supplied with connected remote driver. Large round, 165mm diameter cut out, 173mm over bezel. IP65 rated from below - as Whitecroft MIRAGE 3 C165 IP65

C110 IP65:
Recessed downlighter with a common appearance across the product family. Narrow 11mm width bezel and shallow depth body. Graphite heat sink for optimum thermal management and superior optics designed for maximum visual comfort. Simple spring ceiling retention method to suit ceiling thicknesses between 1-50mm. Supplied with connected remote driver. Medium round, 110mm diameter cut out, 119mm over bezel. IP65 rated from below - as Whitecroft MIRAGE 3 C110 IP65