

# Mirage 3 Tunable White



Recessed LED downlighter with tunable white functionality, encouraging the well being of building occupants



Mirage 3 Round White Reflector

Mirage 3 Square Semi Specular

## Overview

With round and square housings and a choice of optics, Mirage 3 is a lighting designers toolkit. Tunable White allows selected or programmable adjustment of colour temperature at different times of the day, giving occupants flexibility and control over their environment which can in turn align to improved mood and productivity. Mirage 3 has a modular construction enabling simple future maintenance and upgrades, making it a product ideal for today's drive for a circular economy.

## Optics

- Light Output Options
  - Nominal 2000 lumens (26W)\*
- c. 80 lm/cw dependent on output and CCT
- Semi specular or white reflector options
- Tunable White LED light engine ranging from 2700K to 6500K
- \*Output and wattage based on 4000K colour temperature. These figures will vary depending on colour temperature used.

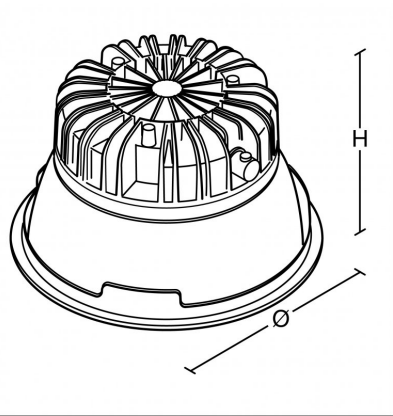
For specific product variant information, including lifetime, efficacy, power, output and electrical data, please click on the individual part number under 'Order Codes' and view the datasheet

Output Data			
Version	2700K	4000K	6500K
Round, semi specular	1823 lm, 26W	2001 lm, 26W	1845 lm, 28W
Round, white reflector	2042 lm, 26W	2218 lm, 26W	2064 lm, 29W
Square, semi specular	1962 lm, 26W	2109 lm, 26W	1964 lm, 27W

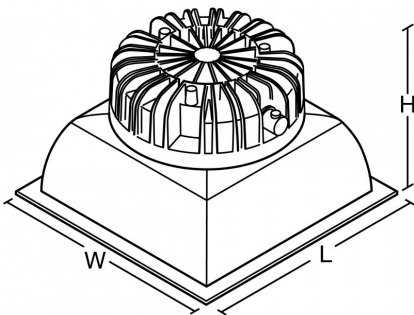
# Body

- Modular construction in two forms:
  - Round body with semi specular or white reflector
  - Square body with semi specular refelector
- White bezel in white RAL 9003 finish
- IP44 as standard
- Simple installation
- LED driver included
- For ceilings 1-50mm thick

## Dimensions

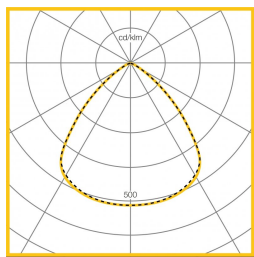


VERSION	H	KG	KG(EM)	Ø	CAØ
Round body	104	1	2	173	165



VERSION	L	W	H	KG	KG(EM)	Cut Aperture
Square body	173	173	108	1	2	165x165

# Photometric Performance



Round Semi  
Specular, 4000K,  
2001 lumen  
LOR = 100%  
SHR MAX = 1.6

---

## To Specify

Recessed circular or square tunable white downlighter with a narrow 11mm width bezel and shallow depth body. Graphite heat sink for optimum thermal management and superior optics designed for maximum visual comfort. Simple spring ceiling retention method to suit ceiling thicknesses between 1-50mm. Supplied with connected remote driver. Colour temperature tunable between 2700 and 6500K - as Whitecroft MIRAGE 3 TUNABLE WHITE

---