

Selene 2 Surface Vitality

Modular linear luminaire for surface mounting with Whitecroft Vitality



Selene 2 Surface Vitality
Standalone, Organic
Response



Selene 2 Surface Vitality
Standalone, white

Overview

Selene 2 Vitality is designed for circular economy installations, with replaceable components to make regeneration possible in the future. Selene 2 Vitality is the optimum low energy solution featuring a combination of latest high efficacy e-light LED's with a quadraprism optic for controlled diffusion of light in an IP44 rated body as standard. Selene 2 Vitality comes in sleek and seamless body with 100% recycled end caps and is independently Cradle to Cradle® certified at the bronze level along with a material passport to aid reuse, regeneration and recycling at the end of the product's life.

Optics

- Nominal outputs:
 - 2600 lumens (19W)
 - 3200 lumens (21W)
 - 3800 lumens (24W)
- Emergency Output:
 - All 4000K variants - 319 lumens
- Available with 3000K and 4000K LED
- Quadraprism optic for controlled diffusion of light with all round glare control

Body

- Slim fabricated sheet steel body finished in white (RAL 9003) or silver
- 100% pre-consumer recycled end caps
- IP44 rated
- Tool-free access from the front of the luminaire for simple surface mounting
- Optional integral Organic Response® wireless sensor that communicates with its neighbouring luminaires, automatically controlling light across the area
- Air Control enabled option (requires remote detector)
- Choice of 3hr standard or COMECS addressable test emergency options
- COMECS can be configured as Easytest if required
- Emergency variants supplied with Lithium Ion Phosphate (LiFeP04) batteries

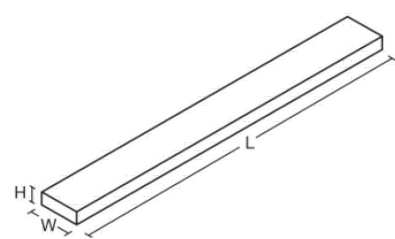
Notes:

- Surface standalone versions are supplied with end caps
- Integral detectors require commissioning. Please contact Whitecroft Technical Desk
- All DALI variants require 1 DALI address per driver. COMECS variants will require an additional DALI address.

LED Performance

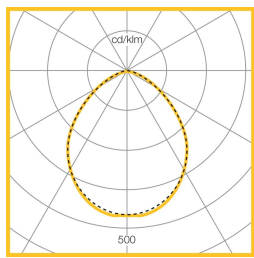
Colour Temp	RA (CRI)	Colour consistency
4000K	>80	MacAdam 3 SDCM

Dimensions



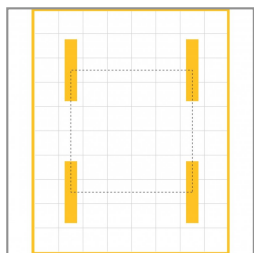
VERSION	L	W	H	KG	KG(EM)	FC
2600 lumen	1322	210	68	6.6	7.1	1180
3200 lumen	1607	210	68	7.7	8.2	1465
3800 lumen	1887	210	68	8.8	9.3	1745

Photometric Performance



Direct 100% down
LOR = 100%
SHR MAX = 1.54

Performance Guide



Lamps	21W LED
Illuminance	390 lux
Spacing	2.7m x 2.7m
Maintenance	0.8
Reflectance	70/50/20%
Ceiling Height	2.7m
Working plane	0.75

To Specify

Modular surface mounted linear luminaire with a quadraprism optic providing all round glare control. Surface mounted for standalone configuration, IP44 as standard. With integral emergency and Organic Response® and Air Control wireless control options. Independently Cradle to Cradle® certified at the bronze level for best efficacy and material health - as Whitecroft Lighting SELENE 2 SURFACE VITALITY.