

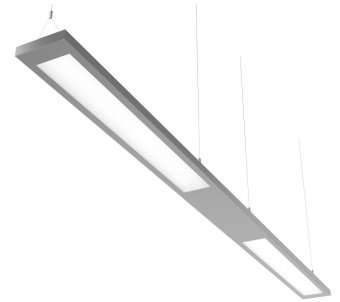
Selene 2 Suspended Vitality



Modular linear luminaire for standalone and continuous suspended mounting with Whitecroft Vitality



Selene 2 Vitality Organic Response



Selene 2 Suspended Vitality Continuous, silver



Selene 2 Suspended Vitality Standalone, white

Overview

Selene 2 Vitality is designed for circular economy installations with replaceable components to make regeneration possible in the future. Selene 2 Vitality is the optimum low energy solution featuring a combination of latest high efficacy e-light LED's with a quadraprism optic for controlled diffusion of light in an IP44 rated body as standard. Option of 100% downlight or 65% downlight and 35% uplight ratio which feature double sided boards with significantly less FR4 material and embodied carbon. Selene 2 Vitality comes in sleek and seamless body with 100% pre-consumer recycled end caps and is independently Cradle to Cradle® certified at the bronze level along with a material passport to aid reuse, regeneration and recycling at the end of the product's life.

Optics

- Nominal outputs (4000K) - 65/35% down/uplight
 - 3800 lumens (28W)
 - 4700 lumens (33W)
 - 5700 lumens (39W)
- Nominal Outputs (4000K) - 100% downlight
 - 2600 lumens (19W)
 - 3200 lumens (21W)
 - 3800 lumens (24W)
- Emergency Output:
 - All 4000K variants - 319 lumens
- Direct/indirect or downlight only

- Available with 3000K and 4000K LED
- Quadraprism optic for controlled diffusion of light with all round glare control

Body

- Slim fabricated sheet steel body finished in white (RAL 9003) or silver
- 100% pre-consumer recycled end caps
- IP44 rated
- 2 into 1 point wire suspension kit with 2m maximum drop (supplied separately)
- One suspension kit is needed per luminaire
- One suspension kit is needed for every infill 1200mm or over
- Infills cannot be used at the end of a continuous run
- For standalone or continuous installation
- Continuous luminaires must be installed with an infill mounted between them
- Standalone versions - supplied with end caps
- Continuous versions - end caps to be ordered separately
- Suspensions - to be ordered separately
- Integrated through wiring as standard on continuous luminaires (no provision for on-site services), including infills
- Optional integral Organic Response® wireless sensor that communicates with its neighbouring luminaires, automatically controlling light across the area
- Air Control enabled option (requires remote detector)
- Choice of 3hr standard or COMEPS addressable test emergency options
- COMEPS can be configured as Easytest if required
- Emergency variants are supplied with Lithium Ion Phosphate (LiFeP04) batteries

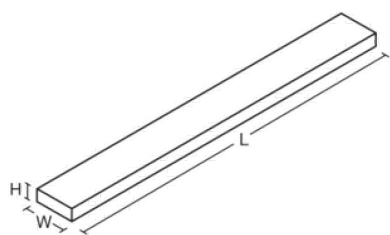
Notes:

- All DALI variants require 1 DALI address per driver. COMEPS variants will require an additional DALI address.
- Integral detectors require commissioning. Please contact Whitecroft Technical Desk.

LED Performance

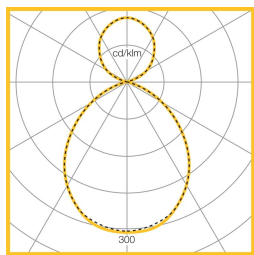
Colour Temp	RA (CRI)	Colour consistency
4000K	>80	MacAdam 3 SDCM

Dimensions

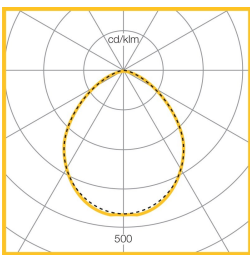


VERSION	L	W	H	KG	KG(EM)	FC
3800 lumen Standalone Luminaire	1322	210	68	7.1	7.6	1243
4700 lumen Standalone Luminaire	1607	210	68	8.2	8.7	1528
5700 lumen Standalone Luminaire	1887	210	68	9.3	9.8	1808
3800 lumen Continuous Luminaire	1316	210	68	7.4	7.9	1243
4700 lumen Continuous Luminaire	1601	210	68	8.6	9.1	1528
5700 lumen Continuous Luminaire	1881	210	68	9.8	10.3	1808
300 infill	300	210	41	1.5		
600 infill	600	210	41	2.6		
900 infill	900	210	41	3.8		
1200 infill	1200	210	41	5.0		1130
1500 Infill	1500	210	41	6.2		1430
1800 Infill	1800	210	41	7.4		1730

Photometric Performance

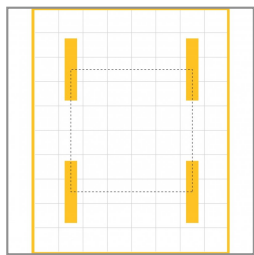


Direct / indirect
65/35%
LOR = 100%
SHR MAX = 1.54



Direct 100% down
LOR = 100%
SHR MAX = 1.54

Performance Guide



Lamps	39W LED
Illuminance	524 lux
Spacing	3.0m x 2.8m
Maintenance	0.8
Reflectance	70/50/20%
Ceiling Height	3.2m
Working plane	0.75m

To Specify

Modular suspended linear luminaire with 100% direct or direct/indirect (65/35%) ratio and a quadraprism optic providing all round glare control. Suspended mounted for standalone or continuous configuration, IP44 as standard. With integral emergency and Organic Response® and Air Control wireless control options. Independently Cradle to Cradle® certified at the bronze level for best efficacy and material health - as Whitecroft Lighting SELENE 2 SUSPENDED VITALITY