

# Stiletto LED

IP40 diffuser luminaire



## Optics

- Lumen output options:
  - 2100 lumens (16W)
  - 2800 lumens (22W)
  - 3600 lumens (28W)
  - 4200 lumens (29W)
  - 5300 lumens (39W)
  - 7200 lumens (52W)
- Emergency Output (BLF):
  - All variants - 450 Lumens
- Co-extruded reeded polycarbonate diffuser with translucent centre section and precision linear prisms to minimise glare from all viewing angles
- Available with 3000K and 4000K LED

# Body

- Steel body finished white
- IP40 construction when fully assembled
- BESA fixings to the rear
- Screw retained polycarbonate end caps
- Diffuser retained along full body length by rolled body profile
- Integral emergency options:
  - 3 hour self contained
  - COMEPS DALI addressable
  - Also available with "EW" Routefinder Wireless for addressable emergency testing without the need for a 2 core communication cable
- Emergency variants supplied with a NiCd battery

## Order codes

### Stiletto

				B50		
Stiletto (4000K)	Fixed Output	3hr Emergency	LL/CW	L70	L80	L90
2100 lumen (16W)	STLEH14K	STLEH14KEM	131	>100k	>100k	76k
2800 lumen (22W)	STLEH24K	STLEH24KEM	131	>100k	>100k	64k
3600 lumen (28W)	STLEH34K	STLEH34KEM	129	>100k	>100k	53k
4200 lumen (29W)	STLEH44K	STLEH44KEM	143	>100k	>100k	65k
5300 lumen (39W)	STLEH54K	STLEH54KEM	139	>100k	>100k	55k
7200 lumen (52W)	STLEH64K	STLEH64KEM	139	>100k	99k	45k

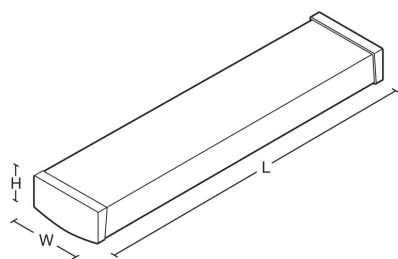
### Options

COMEPS	Add suffix /EP	i.e STLEH14K/EP
DALI DIMMING	Replace H with Y	i.e STLEY14K
For 3000K colour temperature, please contact Whitecroft		

## LED Performance

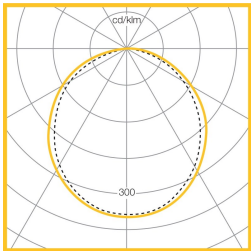
Colour Temp	RA (CRI)	Colour consistency
4000K	>80	MacAdam 3 SDCM

# Dimensions



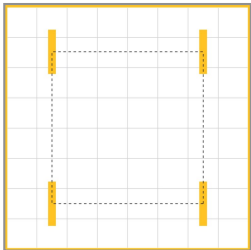
VERSION	L	W	H	KG	KG(EM)	FC
All	1207	145	72.5	5	6	610

# Photometric Performance



28W LED 4000K  
3600 Lumens  
LOR = 100.0%  
SHR MAX = 1.59

# Performance Guide



Lamps	39W LED
Illuminance	500 lux
Spacing	3.0m x 3.0m
Maintenance	0.8
Reflectance	70/50/20
Ceiling Height	2.7m
Working plane	0.8m

## To Specify

Surface mounted IP40, steel bodied, LED luminaire with polycarbonate diffuser, reeded sides and diffuser base, retained along full length by rolled body profile - as Whitecroft Lighting STILETTO LED

---